

Excellent Integrated System Limited

Stocking Distributor

Click to view price, real time Inventory, Delivery & Lifecycle Information:

[Phoenix Contact](#)
[1407485](#)

For any questions, you can email us directly:

sales@integrated-circuit.com

https://www.phoenixcontact.com/us/products/1407485



Network cable - NBC-MSX/ 5,0-94F/MSX SCO - 1407485

Please be informed that the data shown in this PDF Document is generated from our Online Catalog. Please find the complete data in the user's documentation. Our General Terms of Use for Downloads are valid (<http://download.phoenixcontact.com>)



Network cable, Ethernet CAT6_A (1 Gbps), 8-position, PUR, water blue RAL 5021, shielded, Plug Straight M12 SPEEDCON / IP67, Coding: X, on Plug Straight M12 SPEEDCON / IP67, Coding: X, Cable length: 5 m



Key commercial data

| | |
|--------------------------------------|-----------|
| Packing unit | 1 pc |
| Weight per Piece (excluding packing) | 260.0 GRM |
| Custom tariff number | 85444290 |
| Country of origin | Poland |

Technical data

Dimensions

| | |
|-----------------|-----|
| Length of cable | 5 m |
|-----------------|-----|

Ambient conditions

| | |
|----------------------|------|
| Degree of protection | IP65 |
| | IP67 |

General data

| | |
|-----------------------|-------------------------------------|
| Rated current at 40°C | 0.5 A |
| Rated voltage | 48 V |
| Number of positions | 8 |
| Signal type/category | Ethernet CAT6 _A , 1 Gbps |
| Standards/regulations | M12 connector IEC 61076-2-109 |

Characteristics head 1

| | |
|-----------|-----------------------------------|
| Head type | Plug Straight M12 SPEEDCON / IP67 |
|-----------|-----------------------------------|

<https://www.phoenixcontact.com/us/products/1407485>


Network cable - NBC-MSX/ 5,0-94F/MSX SCO - 1407485

Technical data

Characteristics head 1

| | |
|--|--|
| No. of positions (pin connector pattern) | 8 |
| Coding | X (Data) |
| Color | black |
| Material (component) | CuZn (Contact) |
| | Ni/Au (Contact surface) |
| | PP (Contact carriers) |
| | TPU, hardly inflammable, self-extinguishing (Grip) |
| | Zinc die-cast, nickel-plated (Screw connection) |
| Contact resistance | ≤ 5 mΩ |
| Insulation resistance | ≥ 100 MΩ |
| Insertion/withdrawal cycles | ≥ 100 |
| Torque | 0.4 Nm |
| Ambient temperature (operation) | -25 °C ... 90 °C |

Characteristics head 2

| | |
|--|--|
| Head type | Plug Straight M12 SPEEDCON / IP67 |
| No. of positions (pin connector pattern) | 8 |
| Coding | X (Data) |
| Color | black |
| Material (component) | CuZn (Contact) |
| | Ni/Au (Contact surface) |
| | PP (Contact carriers) |
| | TPU, hardly inflammable, self-extinguishing (Grip) |
| | Zinc die-cast, nickel-plated (Screw connection) |
| Contact resistance | ≤ 5 mΩ |
| Insulation resistance | ≥ 100 MΩ |
| Insertion/withdrawal cycles | ≥ 100 |
| Torque | 0.4 Nm |
| Ambient temperature (operation) | -25 °C ... 90 °C |

Cable

| | |
|---------------------------|-------------------------------------|
| Cable type | Ethernet 10 Gbit |
| Cable type (abbreviation) | 94F |
| UL AWM style | 20963 (80°C/30 V) |
| Signal type/category | Ethernet CAT6 _A , 1 Gbps |
| Cable structure | 4x2xAWG26/7; S/FTP |
| Conductor cross section | 4x 2x 0.14 mm ² |
| AWG signal line | 26 |

<https://www.phoenixcontact.com/us/products/1407485>


Network cable - NBC-MSX/ 5,0-94F/MSX SCO - 1407485

Technical data

Cable

| | |
|---|--|
| Conductor structure signal line | 7x 0.16 mm |
| Core diameter including insulation | 1.04 mm |
| Thickness, insulation | 0.28 mm (signal line) |
| Wire colors | white/blue-blue, white/orange-orange, white/green-green, white/brown-brown |
| Twisted pairs | 2 cores to the pair |
| Type of pair shielding | Aluminum-lined foil |
| Overall twist | 4 pairs |
| Shielding | Tinned copper braided shield |
| Optical shield covering | 70 % |
| External sheath, color | water blue RAL 5021 |
| Outer sheath thickness | 0.65 mm |
| External cable diameter D | 6.4 mm ±0.2 mm |
| Minimum bending radius, fixed installation | 4 x D |
| Minimum bending radius, flexible installation | 8 x D |
| Tensile strength short-term/long-term | ≤ 100 N |
| Cable weight | 42 kg/km |
| Outer sheath, material | PUR |
| Material conductor insulation | PE |
| Conductor material | Bare Cu litz wires |
| Insulation resistance | ≥ 500 MΩ*km |
| Loop resistance | ≤ 290 Ω (per kilometer) |
| Wave impedance | 100 Ω ±5 Ω (at 100 MHz) |
| Signal runtime | 5.13 ns/m |
| Shield attenuation | ≥ 80 dB (at 30 ... 100 MHz) |
| Nominal voltage, cable | ≤ 100 V (at 20 °C) |
| Test voltage Core/Core | 700 V (50 Hz, 1 min.) |
| Test voltage Core/Shield | 700 V (50 Hz, 1 min.) |
| Flame resistance | IEC 60332-1-2 |
| Halogen-free | According to IEC 60754-1 |
| Resistance to oil | in accordance with DIN EN 60811-2-1 |
| Ambient temperature (operation) | -40 °C ... 80 °C (cable, fixed installation) |
| | -20 °C ... 80 °C (cable, flexible installation) |
| Ambient temperature (installation) | -20 °C ... 80 °C |
| Ambient temperature (storage/transport) | -20 °C ... 80 °C |

https://www.phoenixcontact.com/us/products/1407485



Network cable - NBC-MSX/ 5,0-94F/MSX SCO - 1407485

Classifications

eCl@ss

| | |
|------------|----------|
| eCl@ss 4.0 | 27060307 |
| eCl@ss 4.1 | 27060307 |
| eCl@ss 5.0 | 27060307 |
| eCl@ss 5.1 | 27060307 |
| eCl@ss 6.0 | 27060390 |
| eCl@ss 7.0 | 27060390 |
| eCl@ss 8.0 | 27060390 |

ETIM

| | |
|----------|----------|
| ETIM 3.0 | EC000830 |
| ETIM 4.0 | EC001855 |
| ETIM 5.0 | EC001855 |

UNSPSC

| | |
|---------------|----------|
| UNSPSC 6.01 | 26121616 |
| UNSPSC 7.0901 | 26121616 |
| UNSPSC 11 | 26121604 |
| UNSPSC 12.01 | 31261501 |
| UNSPSC 13.2 | 26121616 |

Approvals

Approvals

Approvals

UL Listed

Ex Approvals

Approvals submitted

Approval details

https://www.phoenixcontact.com/us/products/1407485



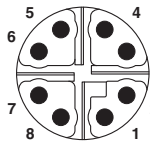
Network cable - NBC-MSX/ 5,0-94F/MSX SCO - 1407485

Approvals

| | |
|--------------------|-------|
| UL Listed | |
| Nominal current IN | 0.5 A |
| Nominal voltage UN | 60 V |


Drawings

Schematic diagram



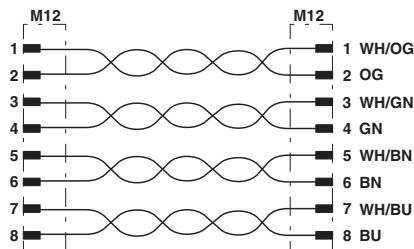
Pin assignment of M12 plug, 8-pos., X-coded, pin side view

Cable cross section



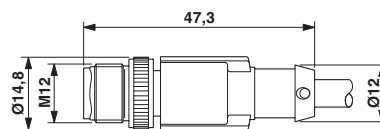
Ethernet 10 Gbit [94F]

Circuit diagram



Contact assignment of the M12 plugs

Dimensioned drawing



Plug, M12 x 1, straight, shielded