

Excellent Integrated System Limited

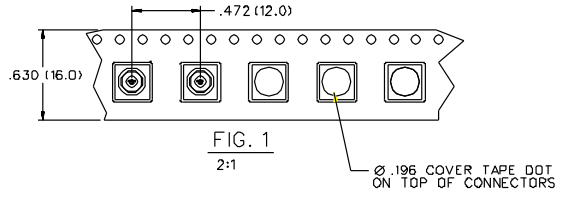
Stocking Distributor

Click to view price, real time Inventory, Delivery & Lifecycle Information:

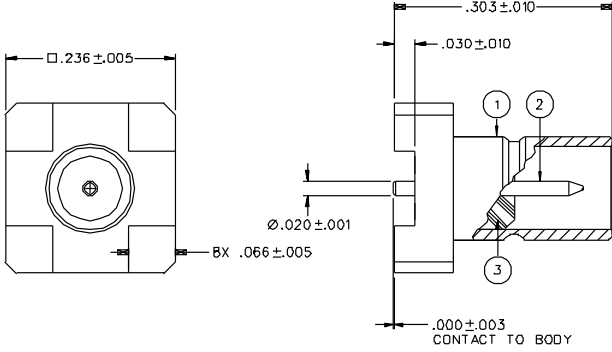
[Bel Fuse Inc.](#)
[131-8711-202](#)

For any questions, you can email us directly:
sales@integrated-circuit.com

PART NUMBER	ITEM ① BODY	ITEM ② CONTACT	ITEM ③ INSULATOR	PACKAGING
131-8711-201	BRASS GOLD PL .00001 MIN OVER NICKEL PL .00005 MIN OVER COPPER PL .00005 MIN	BRASS GOLD PL .00003 MIN OVER NICKEL PL .00005 MIN OVER COPPER PL .00005 MIN	TEFLON	BULK PACK 25 PCS.
131-8711-202	BRASS GOLD PL .00001 MIN OVER NICKEL PL .00005 MIN OVER COPPER PL .00005 MIN	BRASS GOLD PL .00003 MIN OVER NICKEL PL .00005 MIN OVER COPPER PL .00005 MIN	TEFLON	TAPE AND REEL 750 PCS PER FIG. 1
131-8711-207	BRASS TIN PL .00015 MIN OVER NICKEL PL .00003 MIN OVER COPPER PL .00003 MIN	BRASS GOLD PL .00003 MIN OVER NICKEL PL .00005 MIN OVER COPPER PL .00005 MIN	TEFLON	BULK PACK 25 PCS.
131-8711-208	BRASS TIN PL .00015 MIN OVER NICKEL PL .00003 MIN OVER COPPER PL .00003 MIN	BRASS GOLD PL .00003 MIN OVER NICKEL PL .00005 MIN OVER COPPER PL .00005 MIN	TEFLON	TAPE AND REEL 750 PCS PER FIG. 1



DRAWING NO. C - 131-8711-201/210	
0	REVISIONS
ENGINEERING RELEASE	
1	1-13-00 [Signature] ECN 46857



NOTES:

1. SPECIFICATIONS:

IMPEDANCE: 75 OHMS
 FREQUENCY RANGE: D-2 GHz
 VSWR: NOT APPLICABLE
 WORKING VOLTAGE: 335 VRMS MAX AT SEA LEVEL
 DIELECTRIC WITHSTANDING VOLTAGE: 1000 VRMS MIN AT SEA LEVEL
 INSULATION RESISTANCE: 1000 MEGOHM MIN
 CONTACT RESISTANCE:
 CENTER CONTACT - INITIAL 6 MILLIOHM MAX, AFTER ENVIRONMENTAL 8 MILLIOHM MAX
 OUTER CONDUCTOR - GOLD PLATED INITIAL 1 MILLIOHM MAX, AFTER ENVIRONMENTAL 1.5 MILLIOHM MAX
 TIN PLATED INITIAL 2.5 MILLIOHM MAX, AFTER ENVIRONMENTAL 3.5 MILLIOHM MAX

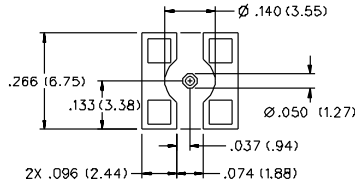
BRAD TO BODY - NOT APPLICABLE
 CORONA LEVEL: NOT APPLICABLE
 INSERTION LOSS: NOT APPLICABLE
 RF LEAKAGE: NOT APPLICABLE
 RF HIGH POTENTIAL WITHSTANDING VOLTAGE: 600 VRMS AT 4 AND 7 MHZ

MECHANICAL:
 ENGAGE/DISENGAGE FORCE: INITIAL 14 LBS MAX, AFTER DURABILITY 14 LBS MAX
 ENGAGEMENT, 2 LB MIN DISENGAGEMENT

MATING TORQUE: NOT APPLICABLE
 COUPLING PROOF TORQUE: NOT APPLICABLE
 COUPLING NUT RETENTION: NOT APPLICABLE
 CONTACT RETENTION: 4 LBS MIN AXIAL FORCE
 CABLE ACCEPTABILITY: NOT APPLICABLE
 CABLE HEX CRIMP SIZE: NOT APPLICABLE
 CABLE RETENTION: NOT APPLICABLE
 DURABILITY: 500 CYCLES MIN

ENVIRONMENTAL:
 (MEETS OR EXCEEDS THE APPLICABLE PARAGRAPH OF MIL-C-39012)
 THERMAL SHOCK: MIL-STD-202, METHOD 107, CONDITION B
 OPERATING TEMPERATURE: -65 DEG C TO 165 DEG C
 CORROSION: MIL-STD-202, METHOD 101, CONDITION B
 SHOCK: MIL-STD-202, METHOD 213, CONDITION B
 VIBRATION: MIL-STD-202, METHOD 204, CONDITION B

RECOMMENDED SOLDER LAND PATTERN*



* NOTE: THIS PATTERN IS FOR REFERENCE ONLY. PATTERN MAY VARY DEPENDING ON ASSEMBLY PROCESS, BOARD TYPE, OR SPECIFIC ELECTRICAL OR MECHANICAL REQUIREMENTS.

CUSTOMER DRAWING

THIS DRAWING TO BE INTERPRETED PER ANSI Y 14.5M - 1982

"μSTATION"

COMPANY CONFIDENTIAL

TOLERANCE UNLESS OTHERWISE SPECIFIED	DRAWN BY KAS	DATE 7-28-99	 Cinch Connectivity Solutions 299 Johnson Ave. Ste 100 Worcester, MA 01093 1-800-247-8256
DECIMALS	CHECKED BY KAS	DATE 1-17-00	
.XXX ± .003	APPROVED BY TAK	DATE 1-31-00	TITLE JACK ASSEMBLY VERTICAL PC SURFACE MOUNT MINI-75 OHM SMB
MATL	APPROVED BY X	DATE X	CODE NO. C - 131-8711-201/210
FINISH	RELEASE DATE		DRAWING NO. C - 131-8711-201/210
			SCALE 10:1 U/M INCH SHEET 2 OF 2