

## Excellent Integrated System Limited

Stocking Distributor

Click to view price, real time Inventory, Delivery & Lifecycle Information:

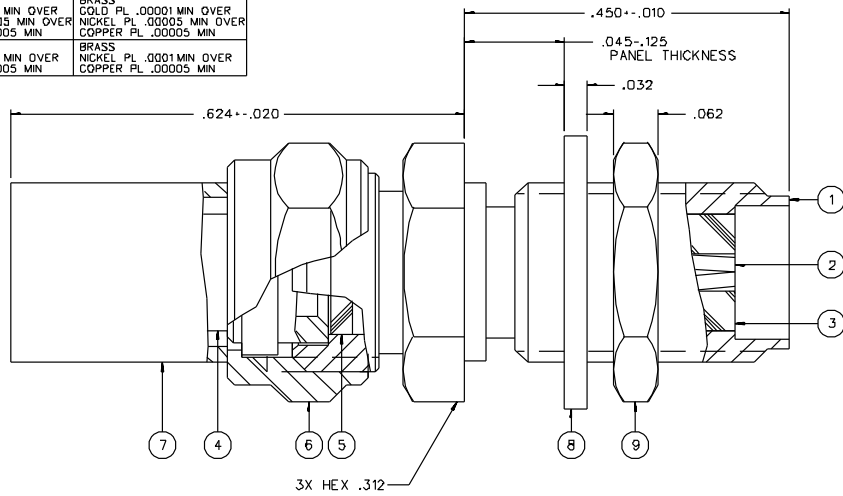
[Bel Fuse Inc.](#)  
[142-0307-401](#)

For any questions, you can email us directly:  
[sales@integrated-circuit.com](mailto:sales@integrated-circuit.com)

PART NUMBER	ITEM ①	ITEM ②	ITEM ③	ITEM ④	ITEM ⑤	ITEM ⑥	ITEM ⑦
142-0307-401	BRASS GOLD PL .00001 MIN OVER NICKEL PL .00005 MIN OVER COPPER PL .00005 MIN	BERYLLIUM COPPER GOLD PL .00005 MIN OVER NICKEL PL .00005 MIN OVER COPPER PL .00005 MIN	INSULATOR TEFLON	CRIMP STEM BRASS GOLD PL .00001 MIN OVER NICKEL PL .00005 MIN OVER COPPER PL .00005 MIN	INSULATOR TEFZEL	BRASS GOLD PL .00001 MIN OVER NICKEL PL .00005 MIN OVER COPPER PL .00005 MIN	CRIMP SLEEVE COPPER GOLD PL .00001 MIN OVER NICKEL PL .00005 MIN OVER COPPER PL .00005 MIN
142-0307-406	BRASS NICKEL PL .0001 MIN OVER COPPER PL .00005 MIN	BERYLLIUM COPPER GOLD PL .00005 MIN OVER NICKEL PL .00005 MIN OVER COPPER PL .00005 MIN	TEFLON	BRASS NICKEL PL .0001 MIN OVER COPPER PL .00005 MIN	TEFZEL	BRASS NICKEL PL .0001 MIN OVER COPPER PL .00005 MIN	COPPER NICKEL PL .0001 MIN OVER COPPER PL .00005 MIN

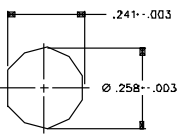
PART NUMBER	ITEM ⑧	ITEM ⑨
142-0307-401	BRASS GOLD PL .00001 MIN OVER NICKEL PL .00005 MIN OVER COPPER PL .00005 MIN	BRASS GOLD PL .00001 MIN OVER NICKEL PL .00005 MIN OVER COPPER PL .00005 MIN
142-0307-406	BRASS NICKEL PL .0001 MIN OVER COPPER PL .00005 MIN	BRASS NICKEL PL .0001 MIN OVER COPPER PL .00005 MIN

DRAWING NO. C - 142-0307-401/410	
0	REVISIONS
ENGINEERING RELEASE	
01	05-04-90 [Signature] 8-12-90 [Signature] ECO 24957
CHANGED: .624 WAS .629. .045-.125 WAS .055-.103. INSULATOR MATERIAL TEFZEL WAS TEFLON.	
2	9-7-90 [Signature] ECO 24913

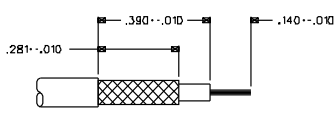


NOTES:

1. SPECIFICATIONS:
- IMPEDANCE: 50 OHMS  
 FREQUENCY RANGE: 0-12.4 GHz  
 VSWR: 1.15-.01F MAX (F IN GHz)  
 WORKING VOLTAGE: 335 VRMS MAX AT SEA LEVEL  
 DIELECTRIC WITHSTANDING VOLTAGE: 1000 VRMS MIN AT SEA LEVEL  
 INSULATION RESISTANCE: 5000 MEGOHM MIN  
 CONTACT RESISTANCE:  
 CENTER CONTACT - INITIAL 3.0 MILLIOHM MAX, AFTER ENVIRONMENTAL 4.0 MILLIOHM MAX  
 OUTER CONDUCTOR - INITIAL 2.0 MILLIOHM MAX, AFTER ENVIRONMENTAL NOT APPLICABLE  
 BODY TO CABLE - 0.5 MILLIOHM MAX (GOLD PLATED)  
 5.0 MILLIOHM MAX (NICKEL PLATED)  
 CORONA LEVEL: 250 VOLTS MIN AT 70,000 FEET  
 INSERTION LOSS: .06 dB MAX (F IN GHz) AT 6 GHz  
 RF LEAKAGE: -60 DB MIN AT 2 TO 3 GHz  
 RF HIGH POTENTIAL WITHSTANDING VOLTAGE: 670 VRMS MIN AT 5 TO 7.5 MHZ
- MECHANICAL:
- ENGAGE/DISENGAGE TORQUE: 2 INCH-POUNDS MAX  
 MATING TORQUE: 7-10 INCH POUNDS  
 COUPLING PROOF TORQUE: NOT APPLICABLE  
 COUPLING NUT RETENTION: NOT APPLICABLE  
 CONTACT RETENTION: 6 LBS MIN AXIAL FORCE  
 CABLE ACCEPTABILITY: RC 58/U, RC 141/U, RC 303/U  
 CABLE HEX CRIMP SIZE: .213  
 CABLE RETENTION: 40 LBS MIN AXIAL FORCE  
 DURABILITY: 500 CYCLES MIN
- ENVIRONMENTAL:
- (MEETS OR EXCEEDS THE APPLICABLE PARAGRAPH OF MIL-C-39012)  
 THERMAL SHOCK: MIL-STD-202, METHOD 107, CONDITION B, EXCEPT B5° C HIGH TEMP  
 OPERATING TEMPERATURE: -65 DEG C TO 165 DEG C  
 CORROSION: MIL-STD-202, METHOD 101, CONDITION B  
 SHOCK: MIL-STD-202, METHOD 213, CONDITION I  
 VIBRATION: MIL-STD-202, METHOD 204, CONDITION D  
 MOISTURE RESISTANCE: MIL-STD-202, METHOD 106



MOUNTING HOLE  
4:1



CABLE STRIP DIMENSIONS  
4:1

CUSTOMER DRAWING  
 THIS DRAWING TO BE INTERPRETED PER ANSI Y 14.5M - 1982  
 "μSTATION"  
 COMPANY CONFIDENTIAL

TOLERANCE UNLESS OTHERWISE SPECIFIED	DRAWN BY <b>EJ</b>	DATE 3-27-90	 <small>CrkC Connectivity Solutions        299 Johnson Ave. Ste. 100        Waukesha, WI 53091        1-800-247-8226</small>
.XX	CHECKED BY	DATE	
.XXX REF	APPROVED BY	DATE	TITLE JACK ASSEMBLY STRAIGHT CABLED BULKHEAD SMA, RG 58
MATL	APPROVED BY RJB	DATE 5-4-90	CODE NO.
FINISH	RELEASE DATE	5-14-90	DRAWING NO. C - 142-0307-401/410
			SCALE 10:1 U/N INCH SHEET 2 OF 2