

Excellent Integrated System Limited

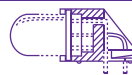
Stocking Distributor

Click to view price, real time Inventory, Delivery & Lifecycle Information:

[Visual Communications Company, LLC](#)
[STD_110_BLK](#)

For any questions, you can email us directly:

sales@integrated-circuit.com



P-C-LITE®

PCB STANDOFFS FOR BI/TRI-LEAD COMPONENTS

SPECIFICATIONS

MATERIAL	Standoff - Thermoplastic U.L. 94 V0. Color, Black
DESIGN	Channels provide lead separation and lateral stability for components. Molded tabs retain component leads within the standoff for preassembly. Raised pads allow for easy PCB cleaning.
MOUNTING	Suitable for passive components, bi-lead, tri-lead, 3mm, 5mm, LEDs, resistors, capacitors, diodes. Standoffs vary in height from .100" minimum to 1.0" maximum, increments of .010".

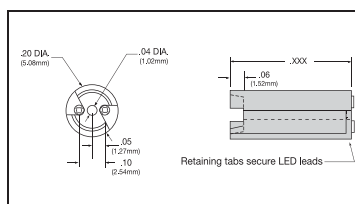
ORDERING CODES

STD XXX BLK

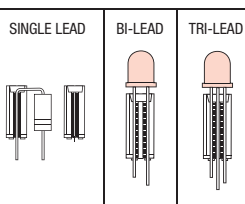
LENGTH IN INCHES _____ COLOR _____
(.100 to 1.0")

100	170	240	310	380	450	520	590	660	730	800	870	940
110	180	250	320	390	460	530	600	670	740	810	880	950
120	190	260	330	400	470	540	610	680	750	820	890	960
130	200	270	340	410	480	550	620	690	760	830	900	970
140	210	280	350	420	490	560	630	700	770	840	910	980
150	220	290	360	430	500	570	640	710	780	850	920	990
160	230	300	370	440	510	580	650	720	790	860	930	1.0

OUTLINE DRAWING



MOUNTING CONF.



U.S. & Foreign Patents Issued and Pending

APPLICATION

P-C-LITE[®] component standoffs are designed for printed circuit board mounting of multi-lead devices i.e. LEDs, IR emitter/detectors, lamps, resistors, capacitors, transistors and diodes.

VERSATILITY

P-C-LITE[®] component standoffs cope with various problems in mounting passive components. These include height control, lateral stability, lead retention, lead shorting and removal of soldering residue.

DESIGN

P-G-LITE® component standoffs provide lead separation and retention for both bi and tri-lead components. Molded tabs retain the component and standoff as a unit permitting preassembly operations. Clearance pads are provided for proper PCB cleaning.

INSTALLATION

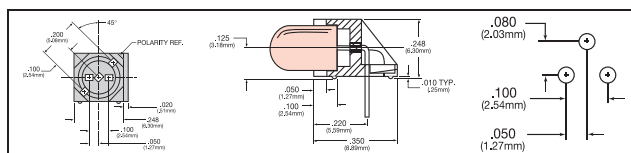
P-C-LITE® component standoffs permit the use of various shapes and sizes of LEDs, as well as other bi/tri-lead components. Device height control is simplified with mounts ranging in lengths from .100 to 1.00" in increments of .010".

PCB MOUNT FOR BI/TRI-LEAD LEDs


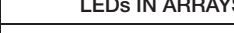
SPECIFICATIONS


MATERIAL	Housing – Thermoplastic (black) U.L. 94 V0.
DESIGN	<p>PCH 175 – Right angle through-hole mount for LEDs. Can be used as a single LED mount or banded together in an array with its dove-tail interlocking feature.</p> <p>When banded together with the PCH 175 the LEDs are on .250" centers.</p>
LEDs	5mm size - round or rectangular shape with or without flange. Bi-lead, standard .100" lead spacing. Tri-lead, either .050" or .100" lead spacing. Both the bi-lead and tri-lead LEDs can also be combined in arrays with one another.

RESISTOR SELECTOR



PCB MOUNTING

BI & TRI-LEAD LEDs	LEDs in ARRAYS
	
<p>Form leads with the mount, snap leads into retaining tabs.</p>	<p>Bi-lead and tri-lead LEDs can be combined with dove-tail interlocking feature.</p>



U.S. & Foreign Patents Issued and Pending

ORDERING CODES

PCH 175 _____MODEL

FEATURES

- Right angle PCB mount for bi and tri-lead LEDs for use as logic and diagnostic indicators.
- Accommodates round and rectangular shapes of LEDs with or without flanges.
- Dove-tail interlock feature allows mounting of both mono and multi-colored LEDs.
- Mount forms LED leads which are locked into position by retaining tabs.
- Formed LED leads are staggered in their length permitting easier PCB insertion.
- Molded standoffs permit the easy cleaning of PCB after wave soldering operation.