

## Excellent Integrated System Limited

Stocking Distributor

Click to view price, real time Inventory, Delivery & Lifecycle Information:

[Panduit](#)  
[T45TD](#)

For any questions, you can email us directly:

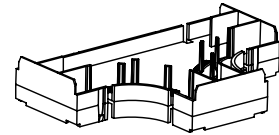
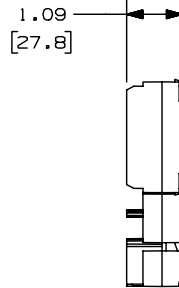
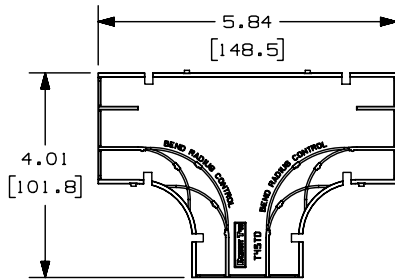
[sales@integrated-circuit.com](mailto:sales@integrated-circuit.com)

THIS COPY IS PROVIDED ON A RESTRICTED BASIS AND IS NOT TO BE USED IN ANY WAY DETRIMENTAL TO THE INTERESTS OF PANDUIT CORP.

PANDUIT P/N	WEIGHT
T45TD	1.3 LB/10 PCS (580 g/10 PCS)

**NOTES:**

1. SEE CURRENT CATALOG FOR ADDITIONAL PART NUMBER SUFFIXES TO INDICATE COLOR AND/OR PACKAGE QUANTITY.
2. THIS PRODUCT IS INTENDED TO BE USED WITH PANDUIT TYPE T-45 RACEWAY.
3. THIS PRODUCT IS FEATURED WITH A 1" BEND RADIUS.



CAD FILENAME/LAYERS D36975EI\_DC\_T45TI\_00A.PRT

**PANDUIT** CORP. TINLEY PARK, ILLINOIS  
T-45 TEE FITTING INSERT  
(T45TD)  
CUSTOMER DRAWING

UNLESS OTHERWISE SPECIFIED,  
DIMENSIONAL TOLERANCES ARE:  
(.X) ± (.XXX) ±  
(.XX) ±.03 (.8) ANGLES ±

UNLESS OTHERWISE SPECIFIED,  
ALL DIMENSIONS ARE GIVEN  
IN INCHES, THIRD ANGLE PROJECTION.

DRAWN BY RABO	MAT'L: PVC	SCALE NONE	DWG A
DATE 11-17-99		DRAWING NO. 36975-83	SIZE
CHECKED BY KJF			

R	11-17-99	RABO	KJF	RELEASED TO PRODUCTION	36975-83	RN	HIW		
REV	DATE	BY	CHK	DESCRIPTION	ECN	CHK	CUST	SUP	