

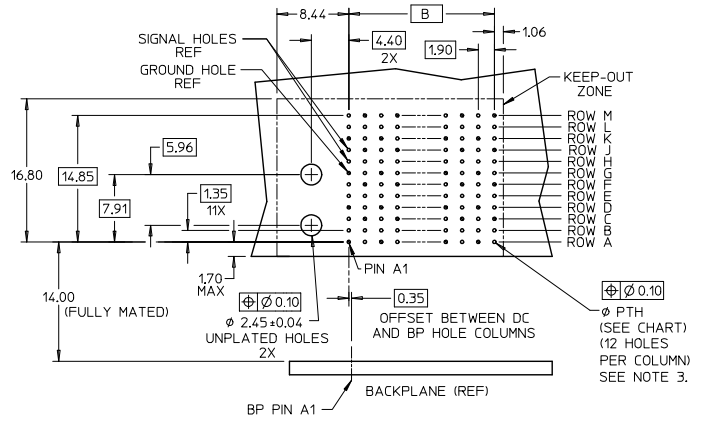
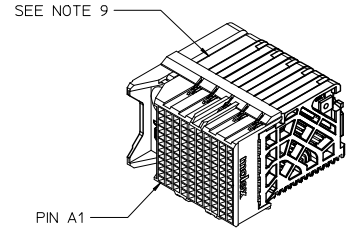
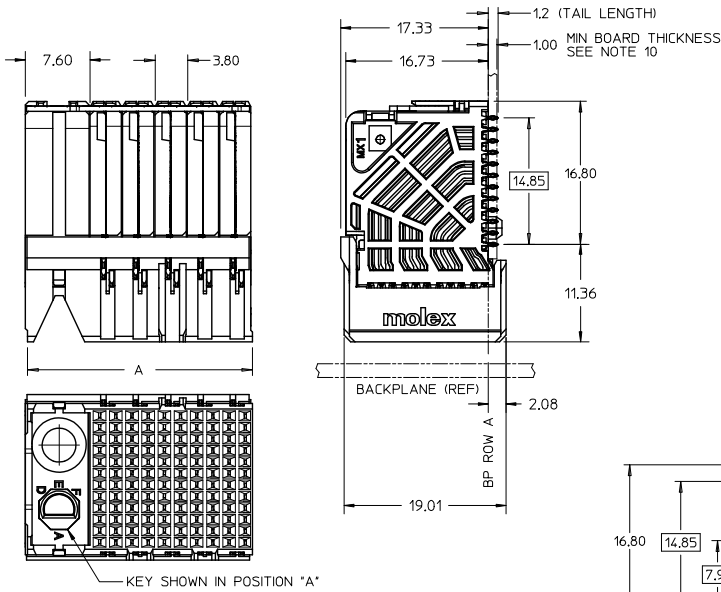
Excellent Integrated System Limited

Stocking Distributor

Click to view price, real time Inventory, Delivery & Lifecycle Information:

[Molex Connector Corporation](#)
[0761603060](#)

For any questions, you can email us directly:
sales@integrated-circuit.com



DAUGHTERCARD HOLE PATTERN (CONNECTOR SIDE)

- NOTES:
1. MATERIALS: HOUSING - LIQUID CRYSTAL POLYMER (LCP), GLASS-FILLED, UL94V-0
TERMINALS - HIGH PERFORMANCE COPPER ALLOY
 2. FINISH: 30μN MIN SELECTIVE GOLD IN CONTACT AREA, SELECTIVE TIN ON PCB TAILS, NICKEL OVERALL.
 3. REFER TO MOLEX PRODUCT SPEC PS-76060-999 FOR PERFORMANCE SPECIFICATIONS AND ADDITIONAL PCB INFORMATION.
 4. EACH SIGNAL WAFER CONTAINS 2 COLUMNS OF TERMINALS.
 5. PRODUCT IS PACKAGED PER PK-70873-610.
 6. THIS PART CONFORMS TO CLASS B REQUIREMENTS OF COSMETIC SPEC PS-45499-002.
 7. REFER TO MOLEX SALES DRAWING SD-76155-002 FOR THE MATING HEADERS AND SD-76500-004 FOR THE MATING RAM CONNECTORS.
 8. REFER TO MOLEX PCB ROUTING GUIDE AS-76060-990 FOR ANTIPAD AND ROUTING RECOMMENDATIONS.
 9. PART NUMBER 76160-3120 SHOWN ON DRAWING. KEYING FEATURES WILL CHANGE WITH COLUMN SIZE.
 10. MINIMUM BOARD THICKNESS IS 1.00 mm FOR COMPLIANT PIN FUNCTIONALITY.
 11. WHEN USING MOLEX SUPPLIED #2-32 SCREW 73726-0000 (9.50mm +0.38 THREADABLE SCREW LENGTH), THE MAXIMUM BOARD THICKNESS IS 4.4mm.

STANDARDIZATION EC NO: UCP2019-5285 2019/06/12 DRAWN: JOPSKY CHKD: TEL0 APPR: TEL0 2019/07/18	QUALITY SYMBOLS =0 =0 =0	GENERAL TOLERANCES (UNLESS SPECIFIED)		DIMENSION STYLE MM ONLY		SCALE 3:1	DESIGN UNITS METRIC	THIRD ANGLE PROJECTION	
		mm	INCH	DRAWN BY JLAURX	DATE 2008/03/03	TITLE IMPACT 100 OIHM DC 4 PAIR SIGNAL MODULE GUIDE LEFT SALES DWG			
4 PLACES ±	±	±	CHECKED BY TELO	DATE 2008/03/03	molex				
3 PLACES ±	±	±	APPROVED BY JLAURX	DATE 2010/09/15			SHEET NO. 1 OF 2		
2 PLACES ±0.13	±	±	MATERIAL NO. SEE CHART		THIS DRAWING CONTAINS INFORMATION THAT IS PROPRIETARY TO MOLEX INCORPORATED AND SHOULD NOT BE USED WITHOUT WRITTEN PERMISSION				
1 PLACE ±0.25	±	±	SIZE C						
0 PLACE ±	±	±	ANGULAR ±1/2°						
DRAFT WHERE APPLICABLE MUST REMAIN WITHIN DIMENSIONS									

MATERIAL NUMBER	# OF COLUMNS	# OF DIFF PAIR	DIM 'A' MAX	DIM 'B'	PTH ϕ
76160-***06	6	24	19.00	9.50	0.46 +0.05
76160-***08	8	32	22.80	13.30	
76160-***10	10	40	26.60	17.10	
76160-***16	16	64	38.00	28.50	
76160-***36	6	24	19.00	9.50	0.39 +0.05
76160-***38	8	32	22.80	13.30	
76160-***20	10	40	26.60	17.10	
76160-***26	16	64	38.00	28.50	

76160-***

MODULE AND TAIL PLATING TYPE
3 = LEFT GUIDED LEAD-FREE

POLARIZATION KEY ORIENTATION

- 0 = NO KEY
- 1 = A 5 = E
- 2 = B 6 = F
- 3 = C 7 = G
- 4 = D 8 = H

- # OF COLUMNS
- 06 = 6 COL 0.46 PTH
- 08 = 8 COL 0.46 PTH
- 10 = 10 COL 0.46 PTH
- 16 = 16 COL 0.46 PTH
- 20 = 10 COL 0.39 PTH
- 26 = 16 COL 0.39 PTH
- 38 = 8 COL 0.39 PTH
- 36 = 6 COL 0.39 PTH

SEE SHEET 1 EC NO: UCP2015-5285 DRAWN: JUPSKY 2013/06/12 CHKD: APPR: TELO 2013/07/18 REV H1	QUALITY SYMBOLS	GENERAL TOLERANCES (UNLESS SPECIFIED)	DIMENSION STYLE	SCALE	DESIGN UNITS	THIRD ANGLE PROJECTION
		mm INCH	MM ONLY	3:1	METRIC	
	4 PLACES ± --- ± ---	DRAWN BY JLAURX DATE 2008/03/03	TITLE	IMPACT 100 OIHM DC 4 PAIR SIGNAL MODULE GUIDE LEFT SALES DWG		
	3 PLACES ± --- ± ---	CHECKED BY TELO DATE 2008/03/03	molex			
2 PLACES ± 0.13 ± ---	APPROVED BY JLAURX DATE 2010/09/15	MATERIAL NO.	DOCUMENT NO.	SD-76160-002		
1 PLACE ± 0.25 ± ---	ANGULAR ± 1/2°	SIZE C	THIS DRAWING CONTAINS INFORMATION THAT IS PROPRIETARY TO MOLEX INCORPORATED AND SHOULD NOT BE USED WITHOUT WRITTEN PERMISSION			
0 PLACE ± ±	DRAFT WHERE APPLICABLE MUST REMAIN WITHIN DIMENSIONS	SHEET NO. 2 OF 2				