



Distributor of Molex Connector Corporation: Excellent Integrated System Limited
Datasheet of 0873810817 - Connector Receptacle 8 Position 0.079" (2.00mm) Gold Surface
Mount

Contact us: sales@integrated-circuit.com Website: www.integrated-circuit.com

Excellent Integrated System Limited

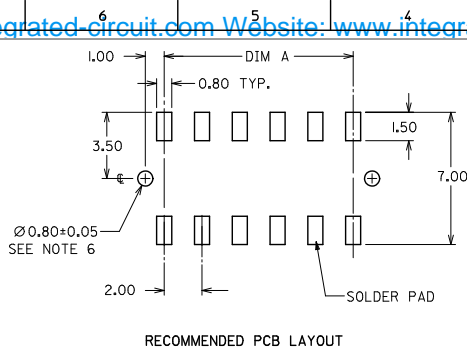
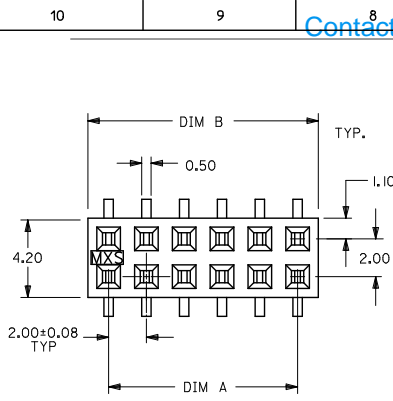
Stocking Distributor

Click to view price, real time Inventory, Delivery & Lifecycle Information:

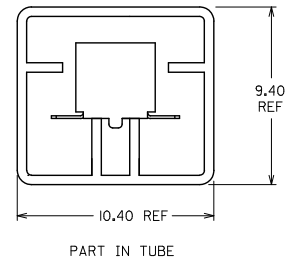
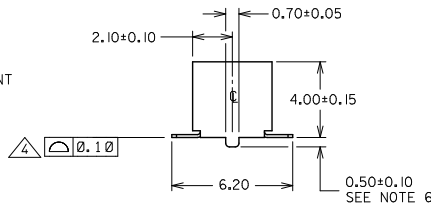
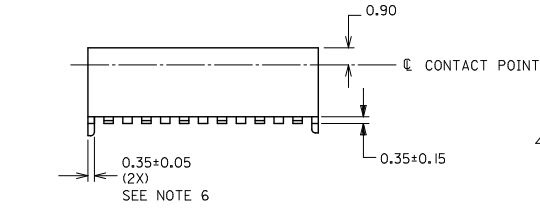
[Molex Connector Corporation](#)
[0873810817](#)

For any questions, you can email us directly:
sales@integrated-circuit.com

Contact us: sales@integrated-circuit.com Website: www.integrated-circuit.com



PART NUMBER	CKT. SIZE	DIM A	DIM B
87381-06**	6	4.00	6.00
87381-08**	8	6.00	8.00
87381-10**	10	8.00	10.00
87381-12**	12	10.00	12.00
87381-14**	14	12.00	14.00
87381-16**	16	14.00	16.00
87381-18**	18	16.00	18.00
87381-20**	20	18.00	20.00
87381-22**	22	20.00	22.00
87381-24**	24	22.00	24.00
87381-26**	26	24.00	26.00
87381-28**	28	26.00	28.00
87381-30**	30	28.00	30.00
87381-32**	32	30.00	32.00
87381-34**	34	32.00	34.00
87381-36**	36	34.00	36.00
87381-38**	38	36.00	38.00
87381-40**	40	38.00	40.00
87381-42**	42	40.00	42.00
87381-44**	44	42.00	44.00
87381-46**	46	44.00	46.00
87381-48**	48	46.00	48.00
87381-50**	50	48.00	50.00



NOTES:

- PLATING FINISH :
GOLD PLATING OPTION IN CONTACT AREA (SEE SHT 2)
TIN IN SOLDER TAIL AREA
BOTH OVER 1.27µm MIN NICKEL OVERALL
- 12 CKT SIZE SHOWN FOR ILLUSTRATION ONLY. SEE CHART FOR ALL AVAILABLE PART SIZES
- PRODUCT SPECIFICATION PS-87380 APPLIES
COPLANARITY OF SOLDER TAILS ARE TO BE MEASURED BY RESTING THE PART ON A FLAT GAUGE SURFACE
+0.05 UPWARDS AND -0.05 DOWNWARDS
- OTHER PLATING OPTIONS AVAILABLE, PLEASE CONTACT FACTORY
- PEG AND PCB HOLE OPTIONAL, SEE PART LEGEND FOR PART CONFIGURATION
- PARTS SHALL BE PACKED IN MOISTURE BARRIER BAG.

REVISE NOTE 4.	2011/07/29
EC. NO. S2012-0026	2011/08/03
DRWNS:KANG	
CHKD:ATSEE	
APPR:HLONG	
REV	DESCRIPTION
F2	

QUALITY SYMBOLS	GENERAL TOLERANCES (UNLESS SPECIFIED)	
	mm	INCH
$\sqrt{\text{R}}=0$	4 PLACES ±---	±---
$\sqrt{\text{R}}=0$	3 PLACES ±---	±---
$\sqrt{\text{R}}=0$	2 PLACES ±0.10	±---
$\sqrt{\text{R}}=0$	1 PLACE ±---	±---
	ANGULAR ± 3°	

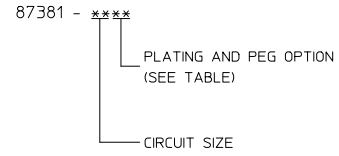
DIMENSION STYLE		SCALE	DESIGN UNITS	THIRD ANGLE PROJECTION
MM ONLY		NTS	METRIC	
DRAWN BY	DATE	TITLE	MGRID 4MM HT., WITH LOC. PEG	
TAY	1993/01/21			
CHECKED BY	DATE			
SKTOH	1993/01/26		MOLEX INCORPORATED	
APPROVED BY	DATE			
RWONG	1993/01/27		DOCUMENT NO.	SHEET NO.
MATERIAL NO.		SEE TABLE	SD-87381-****	1 OF 2

THIS DRAWING CONTAINS INFORMATION THAT IS PROPRIETARY TO MOLEX INCORPORATED AND SHOULD NOT BE USED WITHOUT WRITTEN PERMISSION

Contact us: sales@integrated-circuit.com Website: www.integrated-circuit.com

PEG OPTION	PLATING OPTION		
	0.05um MIN GOLD 190um MIN TIN	0.76um MIN GOLD 1.27um MIN TIN	0.38um MIN GOLD 1.27um MIN TIN
NO	**37	**07	**08
YES	**38	**17	**18

PART NUMBER LEGEND



REVISE NOTE 4. EC NO: S2012-0026 DRAWN: SKANG 2011/07/29 CHK: DATSEE 2011/08/03 APPR: HLONG 2011/08/03	QUALITY SYMBOLS	GENERAL TOLERANCES (UNLESS SPECIFIED)	DIMENSION STYLE	SCALE	DESIGN UNITS	THIRD ANGLE PROJECTION	
		mm INCH	MM ONLY	NTS	METRIC		
	$\nabla=0$ $\nabla=0$ $\nabla=0$	4 PLACES ± --- ± --- 3 PLACES ± --- ± --- 2 PLACES ± 0.10 ± --- 1 PLACE ± --- ± --- ANGULAR ± 3 °	DRAWN BY DATE TAY 1993/01/21 CHECKED BY DATE SKTOH 1993/01/26 APPROVED BY DATE RWONG 1993/01/27	TITLE			
		DRAFT WHERE APPLICABLE MUST REMAIN WITHIN DIMENSIONS	MATERIAL NO.	MOLEX INCORPORATED	DOCUMENT NO.		SHEET NO.
F2		SEE TABLE			SD-87381-****	2 OF 2	
			THIS DRAWING CONTAINS INFORMATION THAT IS PROPRIETARY TO MOLEX INCORPORATED AND SHOULD NOT BE USED WITHOUT WRITTEN PERMISSION				