



Distributor of Sullins Connector Solutions: Excellent Integrated System Limited
Datasheet of SFM230-NPPN-D07-SM-BK - Connector Header, Top or Bottom Entry 14
Position 0.079" (2.00mm) Gold Surface Mount

Contact us: sales@integrated-circuit.com Website: www.integrated-circuit.com

Excellent Integrated System Limited

Stocking Distributor

Click to view price, real time Inventory, Delivery & Lifecycle Information:

[Sullins Connector Solutions](#)
[SFM230-NPPN-D07-SM-BK](#)

For any questions, you can email us directly:

sales@integrated-circuit.com



Distributor of Sullins Connector Solutions: Excellent Integrated System Limited
 Datasheet of SFM230-NPPN-D07-SM-BK - Connector Header, Top or Bottom Entry 14
 Position 0.079" (2.00mm) Gold Surface Mount

POSITIONS/ CONTACTS	A		B		C	
	INCH	MM	INCH	MM	INCH	MM
02/04**	0.079	2.00	0.157	4.00	N/A	N/A
03/06	0.157	4.00	0.236	6.00	0.079	2.00
04/08	0.236	6.00	0.315	8.00	0.157	4.00
05/10	0.315	8.00	0.394	10.00	0.236	6.00
06/12	0.394	10.00	0.472	12.00	0.315	8.00
07/14	0.472	12.00	0.551	14.00	0.394	10.00
08/16	0.551	14.00	0.630	16.00	0.472	12.00
09/18	0.630	16.00	0.709	18.00	0.551	14.00
10/20	0.709	18.00	0.787	20.00	0.630	16.00
11/22	0.787	20.00	0.866	22.00	0.709	18.00
12/24	0.866	22.00	0.945	24.00	0.787	20.00
13/26	0.945	24.00	1.024	26.00	0.866	22.00
14/28	1.024	26.00	1.102	28.00	0.945	24.00
15/30	1.102	28.00	1.181	30.00	1.024	26.00
16/32	1.181	30.00	1.260	32.00	1.102	28.00
17/34	1.260	32.00	1.339	34.00	1.181	30.00
18/36	1.339	34.00	1.417	36.00	1.260	32.00
19/38	1.417	36.00	1.496	38.00	1.339	34.00
20/40	1.496	38.00	1.575	40.00	1.417	36.00
21/42	1.575	40.00	1.654	42.00	1.496	38.00
22/44	1.654	42.00	1.732	44.00	1.575	40.00
23/46	1.732	44.00	1.811	46.00	1.654	42.00
24/48	1.811	46.00	1.890	48.00	1.732	44.00
25/50	1.890	48.00	1.969	50.00	1.811	46.00
26/52	1.969	50.00	2.047	52.00	1.890	48.00
27/54	2.047	52.00	2.126	54.00	1.969	50.00
28/56	2.126	54.00	2.205	56.00	2.047	52.00
29/58	2.205	56.00	2.283	58.00	2.126	54.00
30/60	2.283	58.00	2.362	60.00	2.205	56.00
31/62	2.362	60.00	2.441	62.00	2.283	58.00
32/64	2.441	62.00	2.520	64.00	2.362	60.00
33/66	2.520	64.00	2.598	66.00	2.441	62.00
34/68	2.598	66.00	2.677	68.00	2.520	64.00
35/70	2.677	68.00	2.756	70.00	2.598	66.00
36/72	2.756	70.00	2.835	72.00	2.677	68.00
37/74	2.835	72.00	2.913	74.00	2.756	70.00
38/76	2.913	74.00	2.992	76.00	2.835	72.00
39/78	2.992	76.00	3.071	78.00	2.913	74.00
40/80	3.071	78.00	3.150	80.00	2.992	76.00

** NOT AVAILABLE WITH GUIDE POST

PART NUMBER CODING

SFM230-NP N-D -S -BK

MOUNTING STYLES

M = SURFACE MOUNT W/O GUIDE POSTS.
 P = SURFACE MOUNT W/ GUIDE POSTS.

NUMBER OF POSITIONS
 (CONTACTS PER ROW, 02 THRU 40)

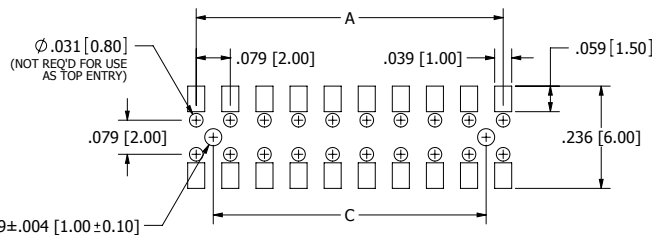
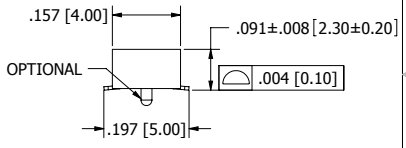
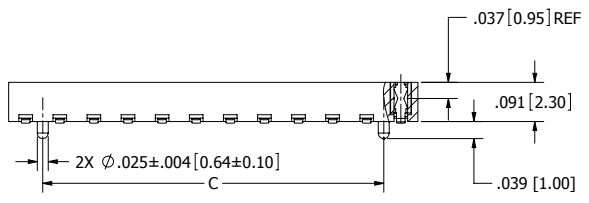
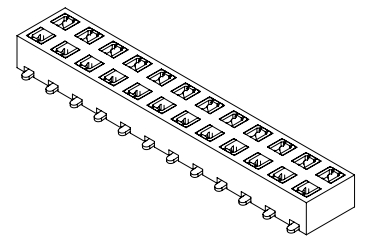
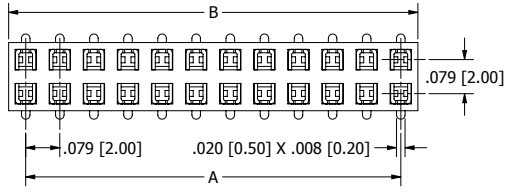
PLATING

(.000030" ~ .000050" NICKEL UNDERPLATE.)
 P = GOLD FLASH OVERALL
 Y = .000030" GOLD ON CONTACT SURFACE,
 GOLD FLASH ON TERMINATION.

REVISIONS				
REV.	ECO. NO	DESCRIPTION	DATE	BY
B1		ADD 'Y' PLATING	10/26/2012	LH

integrated-circuit. (IPC)

PRELIMINARY



RECOMMENDED PCB LAYOUT

- NOTES:**
- INSULATOR MATERIAL: NYLON 6T, UL 94V-0, BLACK.
 - CONTACT MATERIAL: PHOSPHOR BRONZE.
 - CONTACT PLATING: SEE PART NUMBER CODING.
 - CURRENT RATING: 2 AMPS PER CONTACT.
 - INSULATOR RESISTANCE: 5000 MEGOHMS MIN.
 - CONTACT RESISTANCE: 20 MILLIOHMS MAX.
 - DIELECTRIC WITHSTANDING: 500 V AC.
 - OPERATING TEMPERATURE: -40° C TO +105° C.
 - PROCESSING TEMP.: 230° C FOR 60 SECONDS MAX.
(260° C FOR 10 SECONDS)
 - (INDICATED TEMPERATURE AND TIME IS FOR COMPONENT INSULATOR. HIGHER PROCESSING TEMPERATURES MAY BE USED, PROVIDED HEAT IS APPLIED FROM BACK SIDE OF PCB, AND INSULATOR DOES NOT EXCEED INDICATED TEMPERATURE AND TIME.)
 - FOR TOP/BOTTOM ENTRY.
 - CONSULT FACTORY FOR THE MATE IF BEING USED AS BOTTOM ENTRY.



RoHS COMPLIANT

UNLESS OTHERWISE SPECIFIED: DIMENSIONS ARE IN INCHES (MM)	DRAWN	DATE	NAME	
		07/20/11	GC	
TOLERANCES: XXX=.012 [0.30] XXX=.008 [0.20] XXX=.0040 [0.100]	THE INFORMATION HEREIN CONTAINS PROPRIETARY INFORMATION OF SULLINS ELECTRONICS AND IS NOT TO BE REPRODUCED, USED OR DISCLOSED TO OTHERS FOR ANY PURPOSE EXCEPT AS SPECIFICALLY AUTHORIZED IN WRITING BY AN OFFICER OF SULLINS ELECTRONICS.			TITLE
	INTERPRET DIMENSIONS AND TOLERANCING PER: ASME Y14.5M-2009			HEADER FEMALE, .079 CC, T/B ENTRY PART NUMBER SFM230-NP-N-D--S-BK
	SIZE	CAGE CODE	DWG. NO.	REV
	C	54453	11813	B1
	SCALE: 6:1			SHEET 1 OF 1