

Excellent Integrated System Limited

Stocking Distributor

Click to view price, real time Inventory, Delivery & Lifecycle Information:

[Panduit](#)
[FR24TBE12](#)

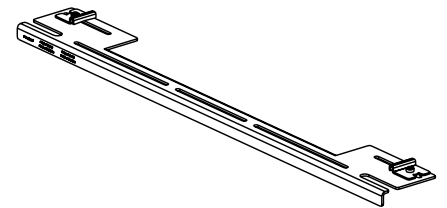
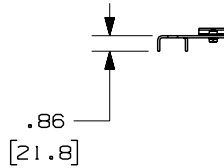
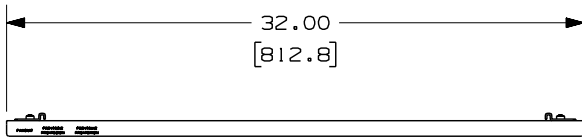
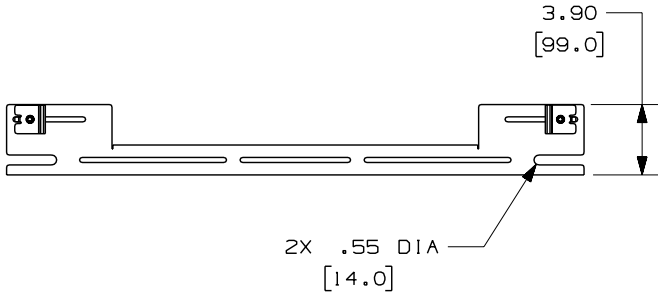
For any questions, you can email us directly:
sales@integrated-circuit.com

THIS COPY IS PROVIDED ON A RESTRICTED BASIS AND IS NOT TO BE USED IN ANY WAY DETRIMENTAL TO THE INTERESTS OF PANDUIT CORP.

PANDUIT PART NUMBER	WEIGHT
FR24TBE12 FR24TBE12M	4.12 LB/EACH (1869g/EACH)

NOTES:

1. SEE CURRENT CATALOG FOR ADDITIONAL PART SUFFIXES TO INDICATE PACKAGE QUANTITY.
2. THE FIBERRUNNER 24x4 QUIKLOCK TRAPEZE BRACKET IS USED TO SUPPORT THE FIBERRUNNER 24x4 CABLE ROUTING SYSTEM BETWEEN TWO (2) SECTIONS OF EXISTING 1/2" (M12) THREADED ROD THAT ARE 27" (685.8) - 31.5" (800.1) APART.
3. THE FIBERRUNNER 24x4 QUIKLOCK TRAPEZE BRACKET - EXISTING 1/2" (M12) THREADED ROD INCLUDES:
ONE (1) BRACKET ASSEMBLY,
FOUR (4) 1/2-13 SPLIT LOCK NUTS (FR24TBE12 ONLY),
FOUR (4) M12x1.75 SPLIT LOCK NUTS (FR24TBE12M ONLY).
4. FINISH COLOR: BLACK (EXCEPT FOR HARDWARE)
5. DIMENSIONS IN PARENTHESES ARE IN METRIC.



ENG. REF.: D39701CR_DC/00 FR24TBE12

CAD FILENAME/LAYERS		FR24TBE12.pdf	
CORP TINLEY PARK, ILLINOIS FIBERRUNNER 24x4 QUIKLOCK TRAPEZE BRACKET - EXISTING 1/2" (M12) THREADED ROD (FR24TBE12, FR24TBE12M) CUSTOMER DRAWING			
UNLESS OTHERWISE SPECIFIED, DIMENSIONAL TOLERANCES ARE: (.X) ± (.XXX) ± (.XX) ± .03 (.8) ANGLES ±		UNLESS OTHERWISE SPECIFIED, ALL DIMENSIONS ARE GIVEN IN INCHES, THIRD ANGLE PROJECTION.	
DRAWN BY	MAT'L:	SCALE	NONE
DATE	STEEL	DRAWING NO.	39701-47
10-21-08		DWG	A
CHK'D	SL		SIZE

R	10-21-08	MSO	SL	RELEASED TO PRODUCTION	39701-47	RN	RN						
REV	DATE	BY	CHK	DESCRIPTION	ECN	R	CUST	SUP	GMBH				