

## Excellent Integrated System Limited

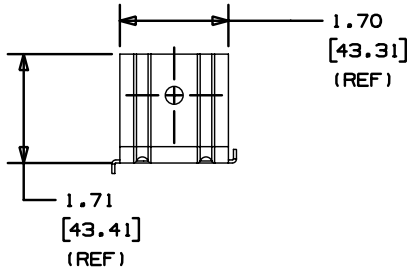
Stocking Distributor

Click to view price, real time Inventory, Delivery & Lifecycle Information:

[Panduit](#)  
[JMCMB25-1-X](#)

For any questions, you can email us directly:  
[sales@integrated-circuit.com](mailto:sales@integrated-circuit.com)

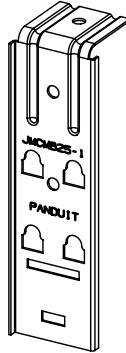
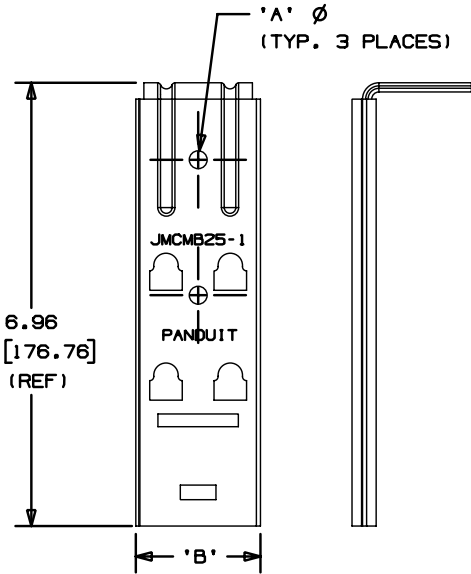
THIS COPY IS PROVIDED ON A RESTRICTED BASIS AND IS NOT TO BE USED IN ANY WAY DETRIMENTAL TO THE INTERESTS OF PANDUIT CORP.



PANDUIT PART NO.	DIMENSIONS		WEIGHT lbs / 10 (g) / pcs
	'A'	'B'	
JMCMB25-1-	0.28 (7.14)	1.96 (49.73)	2.28 (1034)

**NOTES:**

1. SEE CURRENT PRICE SHEET FOR PART NUMBER SUFFIX DESIGNATION FOR PACKAGE SIZE.
2. MATERIAL TO BE 18 Ga. (0.048") PRE-GALVANIZED STEEL.
3. RATED STATIC LOAD: 180 lbs. (81.65kg)
4. JMCMB25-1 IS DESIGNED TO RECEIVE THE JMCB CHAINING BRACKET FOR CABLE MANAGEMENT LEVEL EXTENSIONS. MAXIMUM RECOMMENDED LEVEL EXTENSIONS: 2.
5. TWO JMJB2 JHOOK PRODUCTS WILL MOUNT IN A BACK-TO-BACK CONFIGURATION TO THE JMCMB25-1.



DIMENSIONS IN BRACKETS ARE METRIC [ mm ]

DWG FILE/REV/LAYER G02672DH\_PB\_JMCMB251\_00

**PANDUIT** CORP.

TINLEY PARK, ILLINOIS

JMOD SINGLE LEVEL  
BRACKET  
(JMCMB25-1-)

UNLESS OTHERWISE SPECIFIED,  
DIMENSIONAL TOLERANCES ARE:  
(.X) ±0.05 (1.3) (.XXX) ±0.010 (0.25)  
(.XX) ±0.02 (0.5) ANGLES ±5°

UNLESS OTHERWISE SPECIFIED,  
ALL DIMENSIONS ARE GIVEN  
IN INCHES, THIRD ANGLE PROJECTION.

DRAWN BY JAD

MAT'L:

SCALE NONE

DATE 3/7/03

SEE NOTE 2

DRAWING NO.

GB2672DH

DWG  
SIZE  
A

REV	DATE	BY	CHK	DESCRIPTION	ECN	R	CUST	SUP
R	3/7/03	JAD		INITIAL RELEASE	GB2672DH	R		