

## Excellent Integrated System Limited

Stocking Distributor

Click to view price, real time Inventory, Delivery & Lifecycle Information:

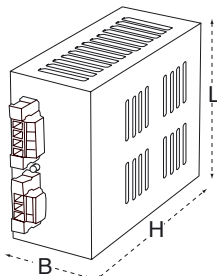
[Weidmüller](#)  
[9927480048](#)

For any questions, you can email us directly:  
[sales@integrated-circuit.com](mailto:sales@integrated-circuit.com)

**Power Supplies**



Primary switched-mode power supplies

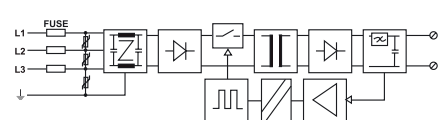
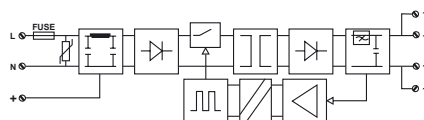


Diagram/schematic circuit diagram

CP-SNT 55W



CP-SNT 55W



Ordering data	
Output voltage/max. current	
Input voltage	Minimum typical Maximum
Input current	at 115 Vac at 360 Vac (Mean value; serves as reference only) at 230 Vac at 125 Vdc at 250 Vdc
Input protection	Fuse Making current Overvoltage
Switching frequency	
Efficiency at max. load	
Max. ripple	
Regulation	load (10-100% load) at Input voltage
Overload protection	
Max. capacity at output	
Hold time	at 115 Vac at 360 Vac
(Max. output current following input loss)	at 230 Vac at 480 Vac
Storage temperature	
Operating temperature	
Humidity	Operating temperature Storage temperature
Galvanic isolation	Input-output Input/output to mounting rail Input to earth Output to earth
Wire diameter	
Dimensions in mm (L x W x H)	
Weight	
Mounts on mounting rail	
Approvals/certifications	
Accessories	
Mounting bracket for mounting on a wall	

Type	Cat. No.
CP-SNT 55 W	
24 Vdc-28 Vdc / 2.3 A	9927480024
48 Vdc / 1.04 A	9927480048
12 Vdc - 15 Vdc / 3 A	9927480012
5 Vdc / 3 A	9927480005
85 Vac, 120 Vdc	
115-230 Vac ±10 %, 50/60 Hz	
265 Vac, 300 Vdc	
1.10 A RMS ± 20%	
0.55 A RMS ± 20%	
590 mA ± 20%	
315 mA ± 20%	
2 A slow fuse (internal)	
Thermistor	
Varistor	
100 kHz PWM	
78%	
<50 mV RMS	
1.0%	
0.8%	
Overvoltage switch-off with automatic reset plus thermal switch-off	
10 000 µF	
30 ms	
180 ms	
-40 °C...+85 °C	
-20 °C...+40 °C max. full rated load	
Derating: 24 V-2.1 A at 50 °C, 24 V-1.5 A at 60 °C	
20 - 85% RH w/o condensation	
20 - 90% RH	
3 kV RMS	
3 kV RMS	
1.5 kV RMS	
500 V RMS	
26-12 AWG (0.1-4.0 mm <sup>2</sup> )	
98 x 57 x 131	
478 g	
TS 35	
CSA, UL, CE	
Type	Cat. No.
CP-SNT 55 W	
24 Vdc / 2.3 A	9917790324
306 Vac	
360 - 480 Vac	
550 Vac	
120 mA RMS / Phase	
100 mA RMS / Phase	
3 x 1A slow fuse (internal)	
Thermistor	
Varistor	
100 kHz	
85%	
<50 mV RMS	
1.0%	
0.8%	
Overvoltage switch-off with automatic reset plus thermal switch-off	
10 000 µF	
120 ms	
120 ms	
-40 °C...+85 °C	
0 °C...+50 °C max. full rated load	
Derating: 10% at 60 °C	
20 - 85% RH w/o condensation	
20 - 90% RH w/o condensation	
3 kV	
3 kV	
1.5 kV	
500 V	
26-12 AWG (0.1-4.0 mm <sup>2</sup> )	
108 x 60 x 168	
526 g	
TS 35	
cUL, UL, CE	
Type	Cat. No.
CP-SNT 55 W	
24 Vdc / 2.3 A	9927480000