

## Excellent Integrated System Limited

Stocking Distributor

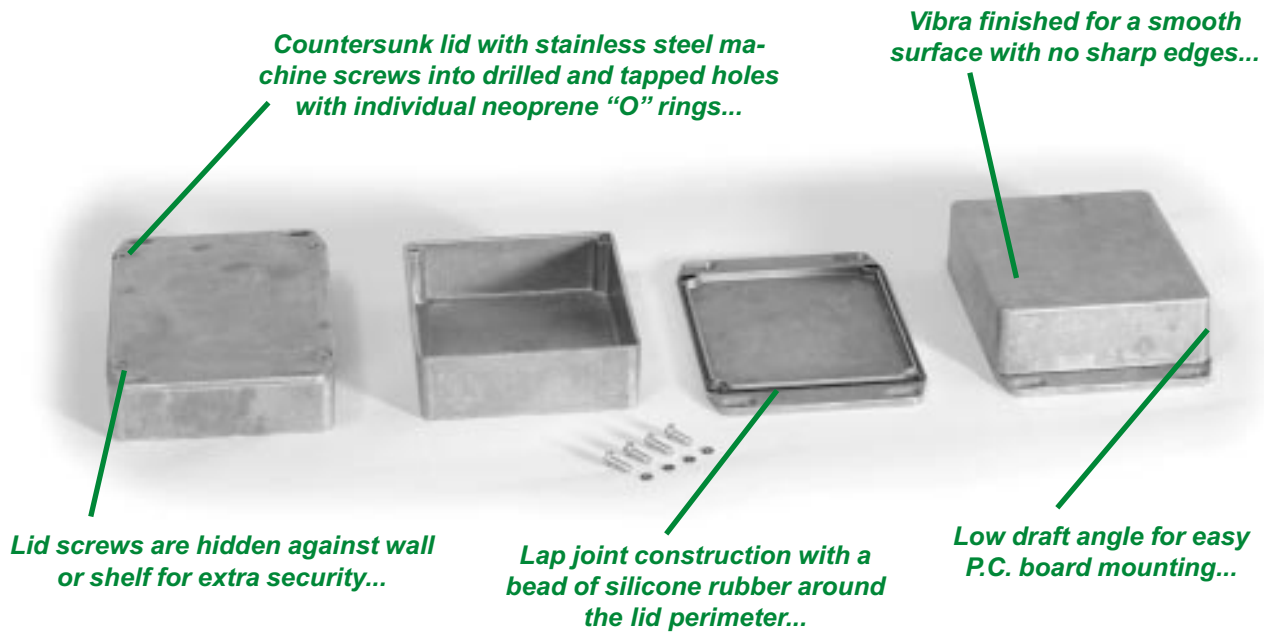
Click to view price, real time Inventory, Delivery & Lifecycle Information:

[Hammond Manufacturing](#)  
[1590WDFL](#)

For any questions, you can email us directly:


[sales@integrated-circuit.com](mailto:sales@integrated-circuit.com)

## Watertight With Flanged Lid (1590W Series)

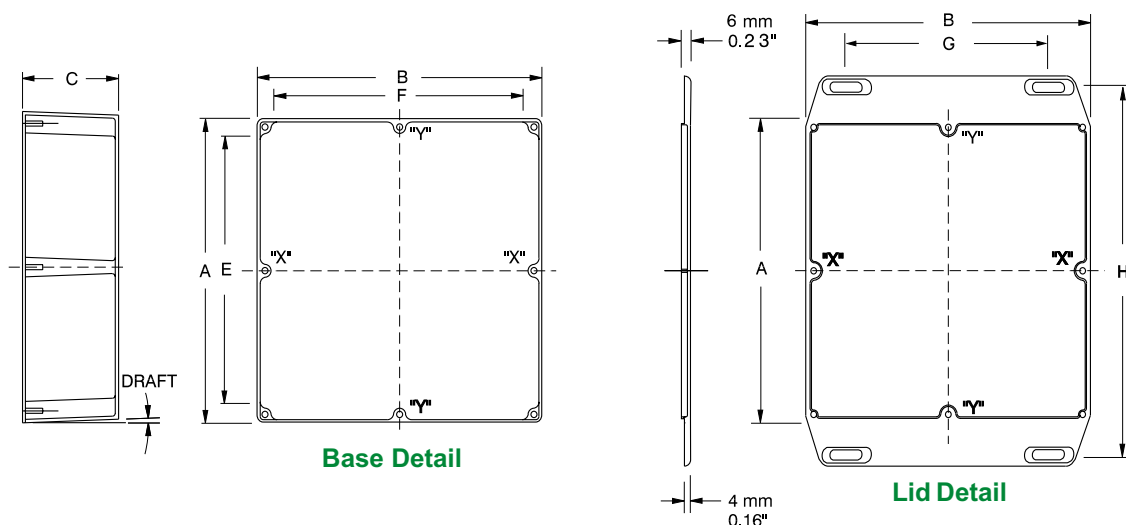


### KEY FEATURES

- Rugged, diecast aluminum alloy (tough yet easy to machine), electronic instrument enclosure.
- Two piece lap joint construction with a bead of silicone rubber around the perimeter provides protection against access of dust and water. Silicone rubber remains usable from -62 to +232°C (-80 to +450 °F)•
- Flanged lid allows for easy mounting to walls or shelves.
- These enclosures share the same body and features as our regular type 1590 enclosure except the lid is extended and four countersunk holes are cast into the flanges.
- The flanged lid allows for added security as the lid screws are hidden against the wall or shelf.
- Painted version is painted with tough polyester powder paint for a lasting finish, even after machining.
- Four (or 6 in 1590D, 1590DD & 1590E, 8 in 1590F) 6-32 x 1/2" machine screws secure lid - into tapped holes.
- Designed to meet IP65
- Replacement screws for natural finish series, stainless steel, 6-32 x 1/2" - **1590WMS100**
- Replacement black oxide screws for black finish, stainless steel, 6-32 x 1/2" - **1590WMS100BK**



# Watertight With Flanged Lid (1590W Series)



Part Number		Units	Dimensions							Apx. Draft
Unpainted	Black		A	B	C (No Lid)	E	F	G	H	
1590WLBFL	1590WLBFLBK	inch mm	1.99 50.5	1.99 50.5	1.06 27	1.36 34.5	1.36 34.5	1.04 26	2.57 65	1°15'
1590WAFL	1590WAFLBK	inch mm	3.64 92.5	1.52 38.5	1.06 27	3.01 76.5	.89 22.5	.54 14	4.32 110	1°15'
1590WGFL	1590WGFLBK	inch mm	3.94 100	1.97 50	0.83 21	3.31 84	1.34 34	0.99 25.3	4.45 113	1°15'
1590WSFL	1590WSFLBK	inch mm	4.35 110.5	3.21 81.5	1.57 40	3.72 94.5	2.58 65.5	2.26 57	5.03 128	1°15'
1590WBFL	1590WBFLBK	inch mm	4.39 111.5	2.34 59.5	1.06 27	3.76 95.5	1.71 43.5	1.40 35.6	4.99 127	1°15'
1590WBBFL	1590WBBFLBK	inch mm	4.67 118.5	3.68 93.5	1.18 30	4.04 102.5	3.05 77.5	2.73 69	5.38 137	1°15'
1590WUFL	1590WUFLBK	inch mm	4.70 119.5	4.70 119.5	2.17 55	4.07 103.5	4.07 103.5	3.77 96	5.42 138	1°15'
1590WVFL	1590WVFLBK	inch mm	4.70 119.5	4.70 119.5	3.54 90	4.07 103.5	4.07 103.5	3.73 96	5.42 138	1°15'
1590WCFL	1590WCFLBK	inch mm	4.72 120	3.70 94	2.07 52.5	4.09 104	3.07 78	2.73 69	5.38 137	2°
1590WQFL	1590WQFLBK	inch mm	4.72 120	4.72 120	1.18 30	4.09 104	4.09 104	2.73 69	8.04 204	1°15'
1590WTFL	1590WTFLBK	inch mm	4.74 120.5	3.13 79.5	2.17 55	4.11 104.5	2.50 63.5	2.19 56	5.42 138	1°15'
1590WN1FL	1590WN1FLBK	inch mm	4.77 121.1	2.60 66	1.39 35.3	4.09 103.8	1.92 48.7	1.52 38.5	5.35 135.8	1°15'
1590WP1FL	1590WP1FLBK	inch mm	6.01 153	3.24 82	1.81 46	5.38 137	2.48 63	2.20 56	6.62 168	2°
1590WDDFL	1590WDDFLBK	inch mm	7.38 187.5	4.70 119.5	1.30 33	6.77 172	4.07 103.5	3.73 95	8.08 205	1°15'
1590WDFL	1590WDFLBK	inch mm	7.38 187.5	4.70 119.5	2.05 52	6.75 171.5	4.07 103.5	3.73 96	8.08 205	2°
1590WEFL	1590WEFLBK	inch mm	7.38 187.5	4.70 119.5	3.07 78	6.75 171.5	4.07 103.5	3.73 96	8.08 205	2°
1590WFFL	1590WFFLBK	inch mm	7.38 187.5	7.38 187.5	2.48 63	6.75 171.5	6.75 171.5	6.43 163	8.08 205	2°
1590WR1FL	1590WR1FLBK	inch mm	7.55 192	4.38 111	2.24 57	6.92 176	3.76 95.4	3.13 79.4	8.05 204	2°

**Notes:** Assembled height = dimension "C" + .16" (4.0 mm). Wall & lid thickness is roughly .08" (2 mm) and varies with draft due to part being cast. Posts "X" exist on parts 1590D, 1590DD & 1590E. Posts "X" & "Y" exist on part 1590F. For detailed drawings, CAD files or color photos visit our website at: [www.hammondmfg.com](http://www.hammondmfg.com)

Sealed Diecast



**CANADA**  
Guelph, Ontario (519) 822-2960  
St. Laurent, Quebec (514) 343-9010  
**USA**  
Cheektowaga, NY (716) 651-0086



**EUROPE**  
Basingstoke, UK +44 1256 812812

**AUSTRALASIA**  
Queenstown, SA, Australia +61 8 8240 2244