

## Excellent Integrated System Limited

Stocking Distributor

Click to view price, real time Inventory, Delivery & Lifecycle Information:

[Phoenix Contact](#)  
[3248101](#)

For any questions, you can email us directly:  
[sales@integrated-circuit.com](mailto:sales@integrated-circuit.com)

<https://www.phoenixcontact.com/us/products/3248101>



## Mini feed-through terminal block - MPT 1,5/S BU - 3248101

Please be informed that the data shown in this PDF Document is generated from our Online Catalog. Please find the complete data in the user's documentation. Our General Terms of Use for Downloads are valid (<http://download.phoenixcontact.com>)



Mini feed-through terminal block, Connection method: Push-in connection, Cross section: 0.14 mm<sup>2</sup> - 1.5 mm<sup>2</sup>, AWG: 26 - 14, Width: 3.5 mm, Color: blue, Mounting type: NS 15

The illustration shows the version in gray

### Product Features

- ✓ Space saving thanks to compact design and mounting option on a 15 mm DIN rail
- ✓ Clear arrangement thanks to marking of all terminal points
- ✓ Tested for railway applications



### Key commercial data

Packing unit	1 pc
Minimum order quantity	50 pc
Weight per Piece (excluding packing)	2.8 GRM
Custom tariff number	85369010
Country of origin	Poland

### Technical data

#### General

Number of levels	1
Number of connections	2
Color	blue
Insulating material	PA
Inflammability class according to UL 94	V0
Area of application	Railway industry
	Mechanical engineering
	Plant engineering
Maximum load current	17.5 A (with 1.5 mm <sup>2</sup> conductor cross section)

https://www.phoenixcontact.com/us/products/3248101



## Mini feed-through terminal block - MPT 1,5/S BU - 3248101

### Technical data

#### General

Rated surge voltage	6 kV
Pollution degree	3
Surge voltage category	III
Insulating material group	I
Connection in acc. with standard	IEC 60947-7-1
Nominal current $I_N$	17.5 A
Nominal voltage $U_N$	500 V
Open side panel	ja

#### Dimensions

Width	3.5 mm
Length	33.55 mm
Height NS 15	28.1 mm

#### Connection data

Connection in acc. with standard	IEC 60947-7-1
Connection method	Push-in connection
Conductor cross section solid min.	0.14 mm <sup>2</sup>
Conductor cross section solid max.	1.5 mm <sup>2</sup>
Conductor cross section AWG/kcmil min.	26
Conductor cross section AWG/kcmil max.	14
Conductor cross section stranded min.	0.14 mm <sup>2</sup>
Conductor cross section stranded max.	1.5 mm <sup>2</sup>
Min. AWG conductor cross section, stranded	26
Max. AWG conductor cross section, stranded	14
Conductor cross section stranded, with ferrule without plastic sleeve min.	0.14 mm <sup>2</sup>
Conductor cross section stranded, with ferrule without plastic sleeve max.	1.5 mm <sup>2</sup>
Conductor cross section stranded, with ferrule with plastic sleeve min.	0.14 mm <sup>2</sup>
Conductor cross section stranded, with ferrule with plastic sleeve max.	1 mm <sup>2</sup>
Stripping length	8 mm
Internal cylindrical gage	A1 / B1

### Classifications

#### eCl@ss

eCl@ss 4.0	27141121
eCl@ss 4.1	27141121
eCl@ss 5.0	27141120

https://www.phoenixcontact.com/us/products/3248101



## Mini feed-through terminal block - MPT 1,5/S BU - 3248101

### Classifications

#### eCl@ss

eCl@ss 5.1	27141120
eCl@ss 6.0	27141120
eCl@ss 7.0	27141120
eCl@ss 8.0	27141120

#### ETIM

ETIM 3.0	EC001329
ETIM 4.0	EC000902
ETIM 5.0	EC000897

#### UNSPSC

UNSPSC 6.01	30211811
UNSPSC 7.0901	39121410
UNSPSC 11	39121410
UNSPSC 12.01	39121410
UNSPSC 13.2	39121410

### Approvals

#### Approvals


#### Approvals

CSA / UL Recognized / cUL Recognized / cULus Recognized

#### Ex Approvals

#### Approvals submitted

#### Approval details

CSA 			
	B	C	D
mm <sup>2</sup> /AWG/kcmil	26-14	26-14	26-14
Nominal current I <sub>N</sub>	15 A	15 A	5 A


<https://www.phoenixcontact.com/us/products/3248101>




## Mini feed-through terminal block - MPT 1,5/S BU - 3248101

### Approvals

	B	C	D
Nominal voltage UN	300 V	300 V	600 V

UL Recognized 

	B	C	D
mm <sup>2</sup> /AWG/kcmil	26-14	26-14	26-14
Nominal current IN	15 A	15 A	5 A
Nominal voltage UN	300 V	300 V	600 V

cUL Recognized 

	B	C	D
mm <sup>2</sup> /AWG/kcmil	26-14	26-14	26-14
Nominal current IN	15 A	15 A	5 A
Nominal voltage UN	300 V	300 V	600 V

cULus Recognized 

### Drawings

Circuit diagram

