

## **Excellent Integrated System Limited**

Stocking Distributor

Click to view price, real time Inventory, Delivery & Lifecycle Information:

[TDK Corporation](#)

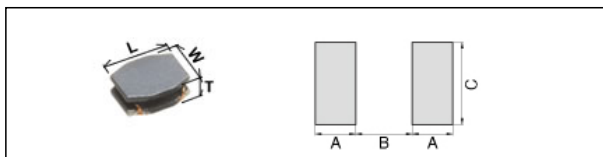
[VLS252010ET-2R2M-CA](#)

For any questions, you can email us directly:

[sales@integrated-circuit.com](mailto:sales@integrated-circuit.com)

# VLS252010ET-2R2M-CA

Applications	Automotive Grade
Feature	Wire Wound
	Magnetic Shield
	Ferrite Core
Series	VLS-E Series / VLS252010E-CA Type
Status	PROD



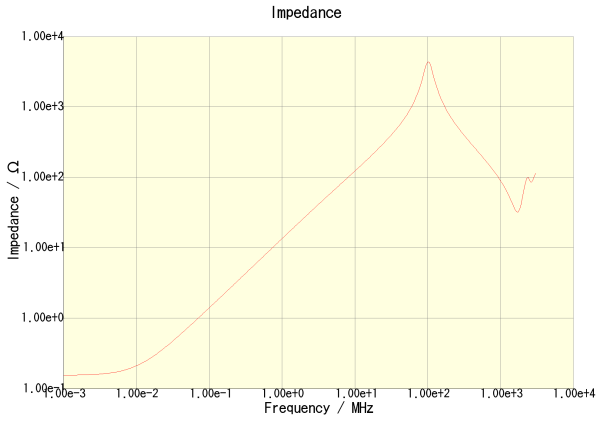
Size	
Length(L)	2.50mm +/-0.10mm
Width(W)	2.00mm +/-0.10mm
Thickness(T)	1.00mm Max.
Recommended Land Pattern (A)	0.85mm Nom.
Recommended Land Pattern (B)	0.80mm Nom.
Recommended Land Pattern (C)	2.00mm Nom.

Electrical Characteristics	
Inductance	2.2uH +/-20% at 1MHz
Rated Current (L Change) [Typ.]	1.3A (30% Down)
Rated Current (L Change) [Max.]	1.2A (30% Down)
Rated Current (Temperature Rise) [Typ.]	1.2A (40degC Rise)
DC Resistance [Nom.]	158mΩ
DC Resistance [Max.]	190mΩ

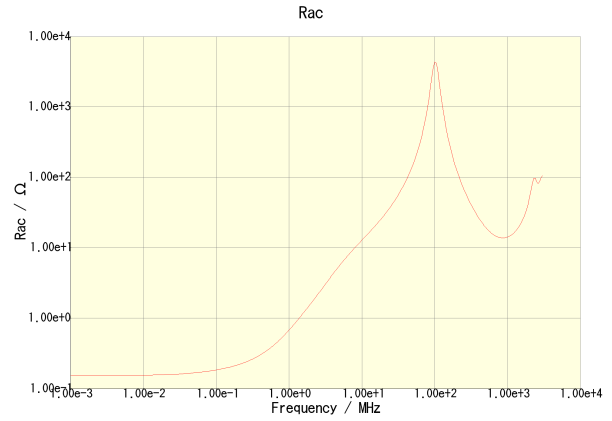
Other	
Operating Temp. Range (Including Self-Temp. Rise)	-40 to 105degC
Soldering Method	Reflow
AEC Q200	No
Packing	Blister (Plastic)Taping [180mm Reel]
Package Quantity	2000Pcs Min.
Weight	0.017g

# VLS252010ET-2R2M-CA

## Characteristic Graphs (This is reference data, and does not guarantee the product's characteristics.)



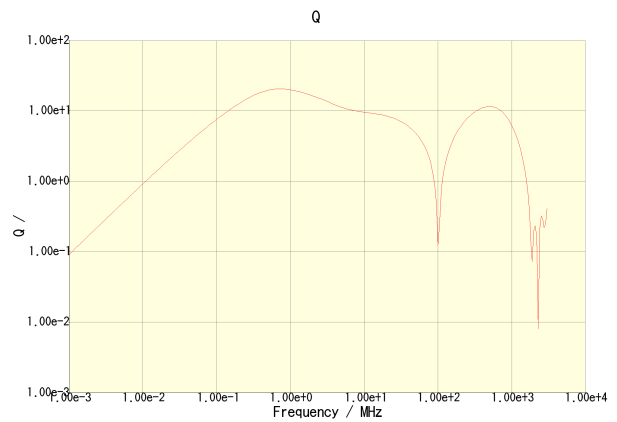
VLS252010ET-2R2M-CA



VLS252010ET-2R2M-CA



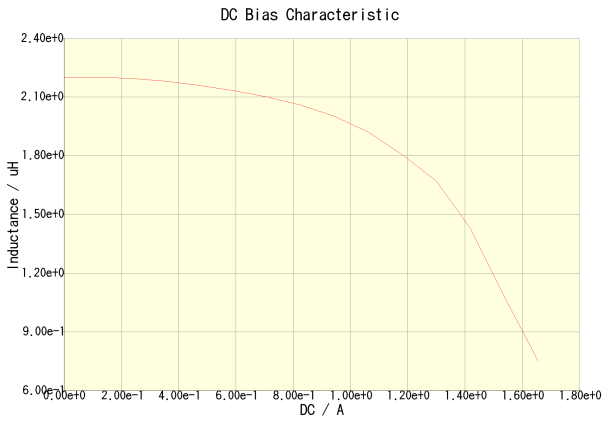
VLS252010ET-2R2M-CA



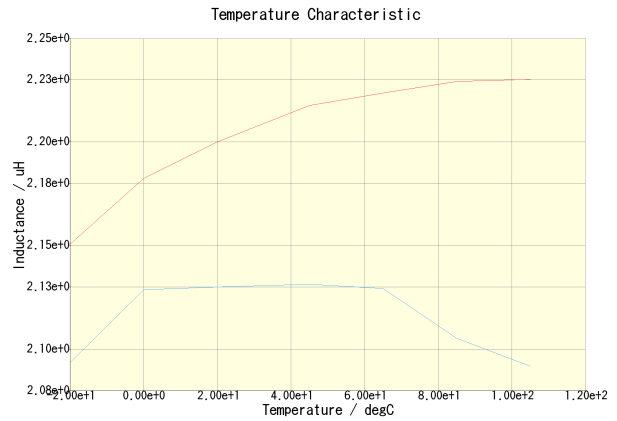
VLS252010ET-2R2M-CA

# VLS252010ET-2R2M-CA

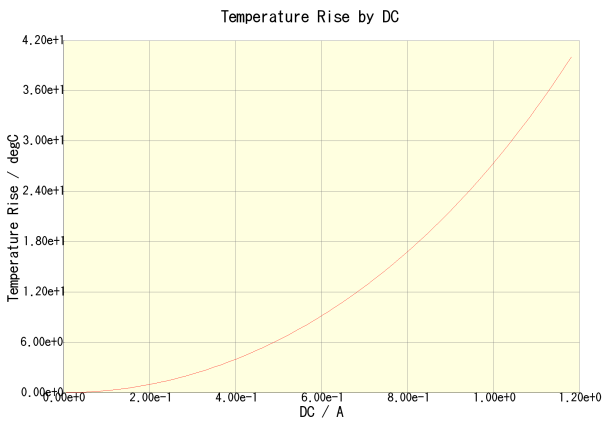
## Characteristic Graphs (This is reference data, and does not guarantee the product's characteristics.)



VLS252010ET-2R2M-CA(Amb. Temp. = 20degc)



VLS252010ET-2R2M-CA(DC = 0A) VLS252010ET-2R2M-CA(DC = 0.6A)



VLS252010ET-2R2M-CA(Amb. Temp. = 20degc)