



Excellent Integrated System Limited

Stocking Distributor

Click to view price, real time Inventory, Delivery & Lifecycle Information:

[Amphenol RF](#)
[031-6219](#)

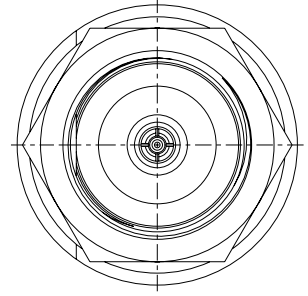
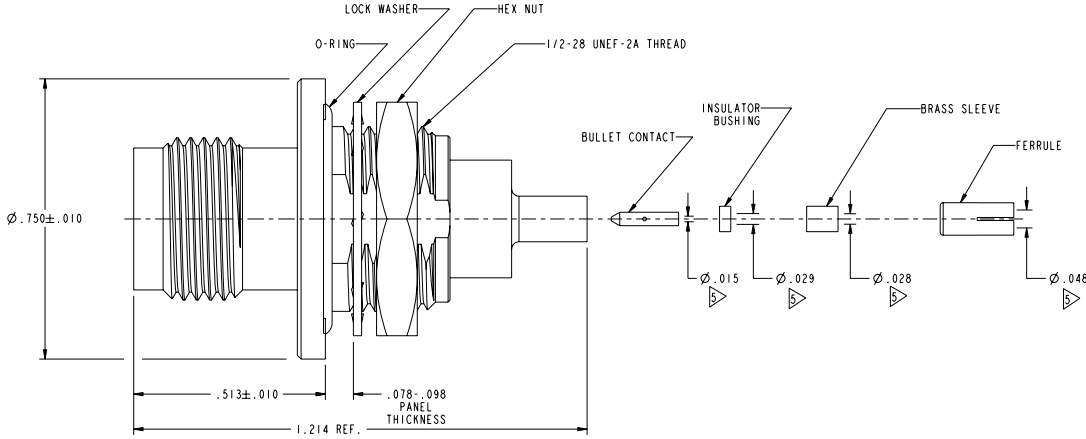
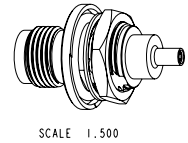
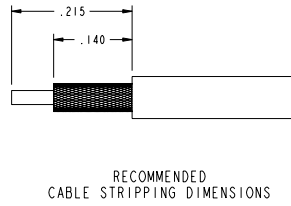
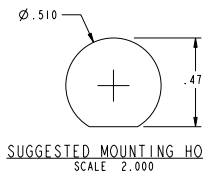
For any questions, you can email us directly:
sales@integrated-circuit.com

NOTES:

- MATERIALS AND FINISHES:**
 - BODIES, SLEEVE, FERRULE - BRASS, NICKEL PLATED
 - CONTACT - PHOSPHOR BRONZE, GOLD PLATED (.000030" THICK MIN)
 - BULLET CONTACT - BRASS, GOLD PLATED
 - INSULATORS - PTFE
 - O-RING & GASKET - SILICONE
- ELECTRICAL:**
 - A. FREQUENCY RANGE = DC TO 3.0 GHz
 - B. V.S.W.R. (RETURN LOSS) = 1.250 MAX. (-19.1 dB)
- MECHANICAL:**
 - A. WATER PROTECTION IN UNMATED CONDITION PER IEC 529, IP67
 - B. CONTINUOUS OPERATING TEMPERATURE: -40°C TO +85°C
 - C. INTERFACE MEETS THE REQUIREMENTS OF AMPHENOL RF RP-TNC SERIES
- CABLE ASSEMBLY INSTRUCTIONS:**
 - A. STRIP CABLE TO DIMENSIONS SHOWN
 - B. INSERT THROUGH INNER FERRULE, AND PEEL BRAID BACK, OVER INNER FERRULE
 - C. INSTALL BRASS SLEEVE, THEN INSULATOR BUSHING OVER CABLE DIELECTRIC, BOTTOMING ON INNER FERRULE
 - D. SOLDER BULLET CONTACT TO CABLE CENTER CONDUCTOR, BOTTOMING ON INSULATOR
 - E. INSERT CABLE INTO CONNECTOR UNTIL IT BOTTOMS
 - F. CRIMP BODY OVER INNER FERRULE USING .105 HEX

▶ SHOWS CABLE ENTRY DIMENSIONS

31-6219		REVISIONS			
DRAWING NO.	REV	DESCRIPTION	DATE	ECO	APPR
THIRD ANGLE PROJ.	A	RELEASE TO MFG.	6/17/04	45018	HP
	B	SEE SHEET 1	8/23/04	45117	CPM
	C	SEE SHEET 1	6/15/06	46132	CPM



CUSTOMER OUTLINE DRAWING
 ALL OTHER SHEETS ARE FOR INTERNAL USE ONLY

UNLESS OTHERWISE SPECIFIED, DIMENSIONS ARE IN INCHES AND TOLERANCES ARE: 2 PLACE DECIMAL ± .015 (0.381 mm) 3 PLACE DECIMAL ± .005 (0.127 mm) ANGLES ± 1°	MATERIAL H. PARIKH	DRAWN H. PARIKH	DATE 6/14/04	TITLE RP-TNC JACK, BULKHEAD FRONT MOUNT, SEALED FOR AMC CABLE	Amphenol RF Danbury, CT, USA Tainan, Taiwan Shenzhen, China www.amphenolrf.com			
	NOTICE - These drawings, specifications, or other data (1) are, and remain the property of Amphenol Corp. (2) must be returned upon request; and (3) are confidential and not to be disclosed to any person other than those to whom they are given by Amphenol Corp. The furnishing of these drawings, specifications, or other data by Amphenol Corp., or to any other person to anyone for any purpose is not to be regarded by implication or otherwise in any manner licensing, granting rights or permitting such holder or any other person to manufacture, use or sell any product, process or design, patented or otherwise, that may in any way be related to or disclosed by said drawings, specifications, or other data.	REFERENCE 611X-4174-100 EAR# 1403 GEN# 611X-4158-X00	ENGINEER H. PARIKH			DATE 6/14/04	SCALE: 4.0:1 SHEET 2 OF 2	
		APPROVED O. BARTHELMES	DATE 6/16/04	CAD FILE I:\TNC\31-6219	CODE ID 74868	DWG SIZE B	DRAWING NO. 31-6219	REV C