

Excellent Integrated System Limited

Stocking Distributor

Click to view price, real time Inventory, Delivery & Lifecycle Information:

[B&B Electronics](#)

[MES1B](#)

For any questions, you can email us directly:

sales@integrated-circuit.com



MES1A

MES1B

Models: MES1A, MES1B

Ethernet Enable Modbus Serial Ports on Industrial Equipment

with Modbus Ethernet Serial Servers

Features

- Converts Modbus ASCII/RTU to Modbus/TCP
- Small, economical and configurable
- Modbus Master and Modbus Slave operation
- DIN rail & panel mount options
- Connection of up to 32 serial modbus devices (MES1B)
- CE approved

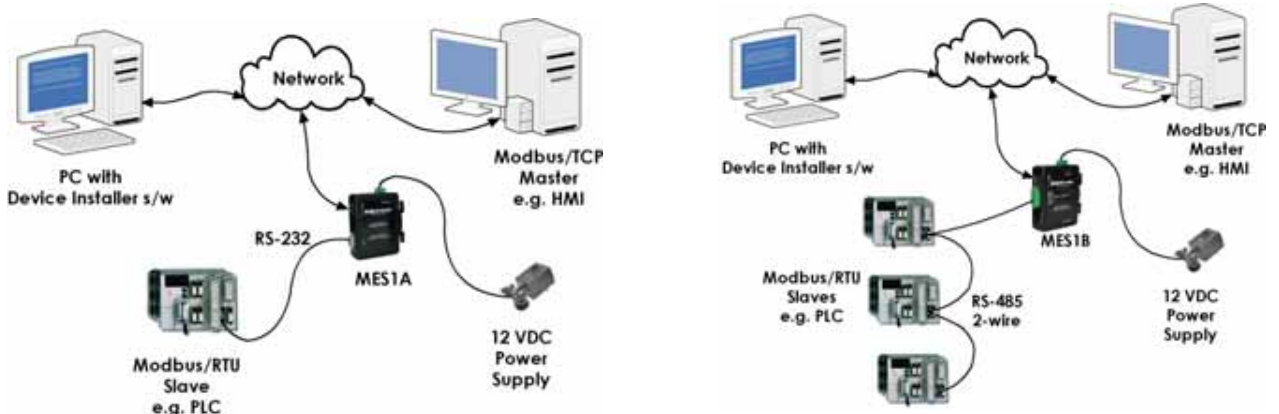
MES1A and MES1B Modbus TCP to Modbus ASCII/RTU converters are easy-to-use, cost-effective solutions for connecting new and existing Modbus ASCII/RTU serial devices to TCP/IP networks. The MES1A provides this connection for Modbus devices with RS-232 interfaces; the MES1B facilitates Modbus devices with RS-422 four-wire point-to-point interfaces, or RS-485 four or two-wire multi-drop bus connections.

MES1A and MES1B are flexible devices that allow for many different modbus network configurations.

1. Modbus ASCII/RTU slave devices can communicate over a TCP/IP network to Modbus TCP/IP masters.
2. Modbus ASCII/RTU master devices can communicate over TCP/IP networks to modbus ASCII/RTU master devices
3. Modbus ASCII/RTU slave devices can communicate over a TCP/IP network to other modbus ASCII/RTU devices.
 In this mode 2 devices are required to allow the modbus serial protocol to tunnel over a TCP/IP network.

Through the use of both panel and DIN rail mounting options and support for screw terminal block interfaces for both power and serial, MES1B is designed to meet a variety of industrial applications.

Typical Network Configurations



Specifications

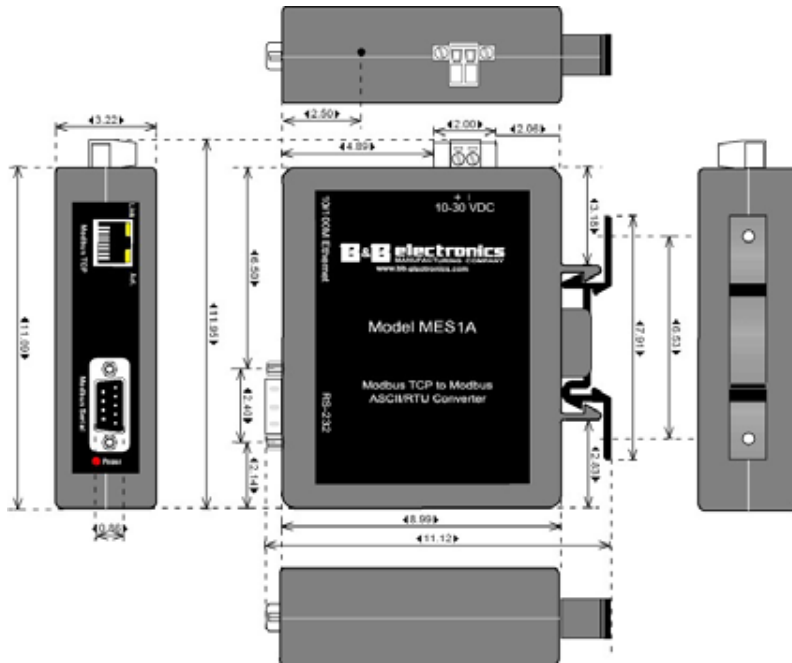
- 10-30 VDC power input with removable terminal blocks
- Serial connections: MES1A: DB9; MES1B: terminal block
- Auto detecting 10/100 Mbps Ethernet RJ-45 port
- LED indicator provides at-a-glance operation
- Configuration via telnet console
- Password protected
- Operating temperature: -20 to 80 C°

Models:	MES1A, MES1B
Manual:	Paper copy of this manual, PDF available
CD-ROM disc:	XPort Device Installer software; PDF of MES1A/MES1B User Manual; PDF of Quick Start guide
Operating Systems Supported	Windows 98/ME/2000/XP/NT 4.0 (call B&B Tech Support for other operating systems)
Dimensions	MES1A/MES1B – 1.25 x 4.5 x 4.75 in (3.2 x 11.3 x 12.2 cm)
Power Supply Requirements:	10 VDC to 30VDC @ 3.6W
Power Supply:	Not included
Power Connector:	Removable screw terminal (2) block with screw down
Power Consumption:	12VDC @ 300 mA
Operating Temperature:	-20 to 80 °C (-4 to 176 °F)
Storage Temperature:	-40 to 85 °C (-40 to 185 °F)
Humidity:	10% to 90% R.H. non-condensing
Approvals:	CE, FCC Class B
Link Integrity Indicator:	Green/Orange LED (on Ethernet connector)
Activity Indicator:	Green/Orange LED (on Ethernet connector)
Power Indicator:	Red LED
Reset Switch	Recessed momentary switch, press for 1 second to reboot (hardware reset)
Ethernet Connector:	Single RJ-45 female (with built-in LED indicators)
Ethernet Standards Supported:	IEEE 802.3 10/100 Mbps auto-detecting, 10BaseT, 100BaseTX
Protocols Supported:	TCP, UDP, DHCP, SNMP, TELNET, ICMP, ARP, TFTP, Modbus ASCII, Modbus RTU, Modbus/TCP
Serial Protection:	12V TVS for MES1A; 5 V TVS for MES1B
Serial Connector:	MES1A - 9 pin D-type male (DB-9M) MES1B – removable screw terminal (5) block with screw down
Interface Lines Supported:	MES1A – RS-232 TD, RD, GND MES1B – RS-422/485 TDA(-), TDB(+), RDA(-), RDB(+), GND
Serial Data Rates:	300, 600, 1200, 2400, 3600, 4800, 9600, 19200, 38400, 57600, 115200 bps
Parity:	None, Even, Odd
Data Bits:	7 or 8
Stop Bits:	1, 2
Flow Control:	None
Configuration Modes:	Telnet, XPort Device Installer with integrated Telnet
Device Management:	SNMP – RFC 1213/1215/1316/131
IP Address Assignment:	Static IP or DHCP (IP is set to 0.0.0.0)
Accessories:	DIN/Panel mount bracket

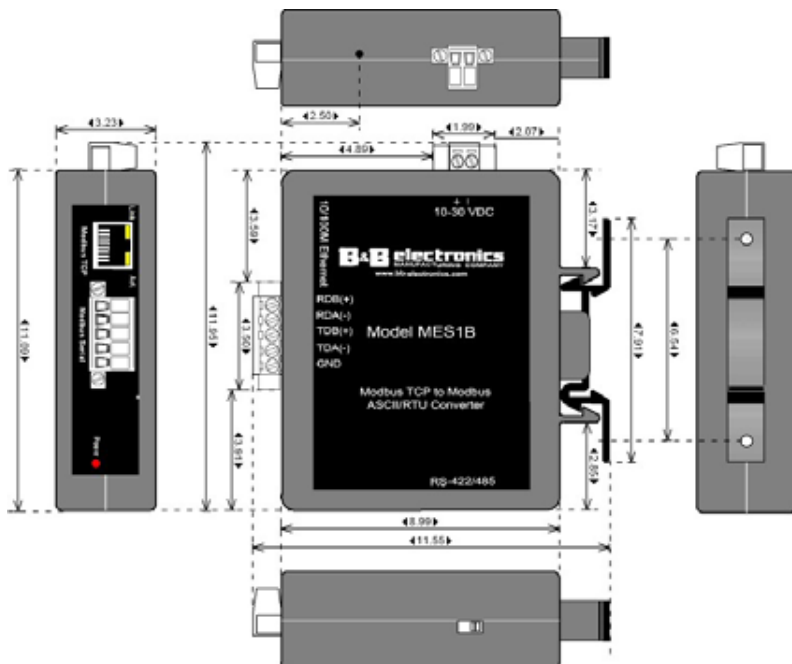


International Headquarters: 707 Dayton Road PO Box 1040 Ottawa, IL 61350 USA
 815-433-5100 Fax 433-5104 www.bb-elec.com orders@bb-elec.com support@bb-elec.com

European Headquarters: Westlink Commercial Park Oranmore Co. Galway Ireland
 +353 91 792444 Fax +353 91 792445 www.bb-europe.com orders@bb-europe.com support@bb-europe.com



Dimensional Diagram of the MES1A



Dimensional Diagram of the MES1B



International Headquarters: 707 Dayton Road PO Box 1040 Ottawa, IL 61350 USA
 815-433-5100 Fax 433-5104 www.bb-elec.com orders@bb-elec.com support@bb-elec.com

European Headquarters: Westlink Commercial Park Oranmore Co. Galway Ireland
 +353 91 792444 Fax +353 91 792445 www.bb-europe.com orders@bb-europe.com support@bb-europe.com

DECLARATION OF CONFORMITY

Manufacturer's Name: B&B Electronics Manufacturing Company
Manufacturer's Address: P.O. Box 1040
707 Dayton Road
Ottawa, IL 61350 USA
Model Numbers: ESR901WB
Description: 1 Port 802.11b Wireless Serial Server
Type: Light industrial ITE equipment
Application of Council Directive: 89/336/EEC
Standards: EN 55022
EN 61000-6-1
EN 61000 (-4-2, -4-3, -4-4, -4-5, -4-6, -4-8, -4-11)



Michael J. Fahrion, Director of Engineering



International Headquarters: 707 Dayton Road PO Box 1040 Ottawa, IL 61350 USA
815-433-5100 Fax 433-5104 www.bb-elec.com orders@bb-elec.com support@bb-elec.com

European Headquarters: Westlink Commercial Park Oranmore Co. Galway Ireland
+353 91 792444 Fax +353 91 792445 www.bb-europe.com orders@bb-europe.com support@bb-europe.com