

Excellent Integrated System Limited

Stocking Distributor

Click to view price, real time Inventory, Delivery & Lifecycle Information:

[Würth Electronics Midcom](#)
[750311659](#)

For any questions, you can email us directly:

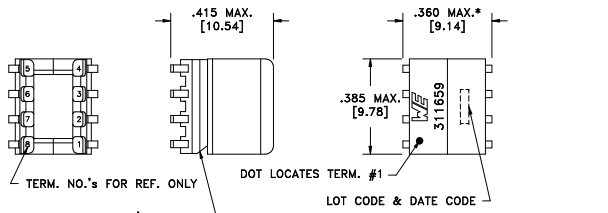
sales@integrated-circuit.com

CUSTOMER TERMINAL	RoHS	LEAD(Pb)-FREE
Sn96%, Ag4%	Yes	Yes

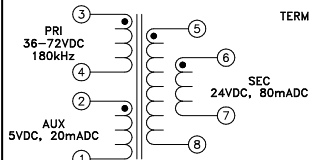
more than you expect



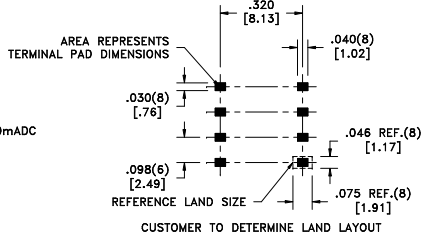
* DIMENSION MAY BE EXCEEDED WITH SOLDER ONLY



CHAMFERS LOCATE TERM.'s #1 & 8



Customer to tie terminals 5+6 and 7+8 internally on PC board.



ELECTRICAL SPECIFICATIONS @ 25°C unless otherwise noted:

PARAMETER	TEST CONDITIONS	VALUE
D.C. RESISTANCE	3-4 @20°C	0.960 ohms ±10%
D.C. RESISTANCE	2-1 @20°C	0.420 ohms ±10%
D.C. RESISTANCE	5-8 tie(5+6, 7+8), @20°C	0.952 ohms ±10%
INDUCTANCE	3-4 100kHz, 100mVAC, Ls	300uH ±10%
SATURATION CURRENT	20% rolloff from initial	560mADC
LEAKAGE INDUCTANCE	3-4 tie(1+2, 5+6+7+8), 100kHz, 100mVAC, Ls	2.0uH typ., 3.0uH max.
DIELECTRIC	3-5 tie(2+4, 5+6), 1875VAC, 1 second	1500VAC, 1 minute
URNS RATIO	(3-4):(2-1)	5:1, ±1%
URNS RATIO	(3-4):(5-8)	1:1, ±1%
URNS RATIO	(3-4):(6-7)	1:1, ±1%

GENERAL SPECIFICATIONS:

OPERATING TEMPERATURE RANGE: -40°C to +125°C including temp rise.

Safety Standard Undefined.

Wire insulation & RoHS status not affected by wire color.
Wire insulation color may vary depending on availability.

DETAILS SUBJECT TO CHANGE

REV.	DATE	Packaging Specifications Method: Tape & Reel PKG-0410 www.we-online.com/midcom		Tolerances unless otherwise specified: Angles: ±1° Fractions: ±1/64 Decimals: ±.005 [.13] Footprint: ±.005 [.13]	DRAWING TITLE TRANSFORMER	PART NO. 750311659
6A	1/11	SEE REVISION SHEET FOR REVISION LEVEL	CONVENTIONAL PLACEMENT	This drawing is dual dimensioned. Dimensions in brackets are in millimeters.	eiSos p/n: 750311659	SPECIFICATION SHEET 1 OF 1