

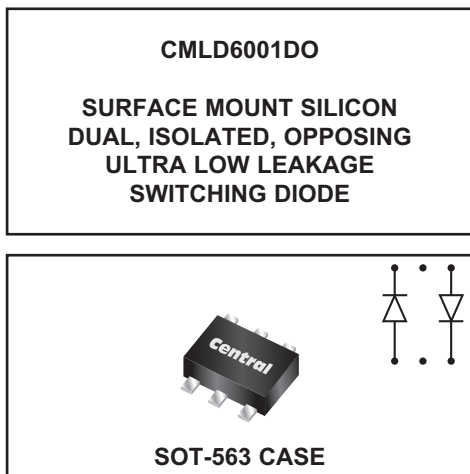
## Excellent Integrated System Limited

Stocking Distributor

Click to view price, real time Inventory, Delivery & Lifecycle Information:

[Central Semiconductor Corp](#)  
[CMLD6001DO TR](#)

For any questions, you can email us directly:  
[sales@integrated-circuit.com](mailto:sales@integrated-circuit.com)



[www.centrasemi.com](http://www.centrasemi.com)

**DESCRIPTION:**

The CENTRAL SEMICONDUCTOR CMLD6001DO type contains two (2) isolated opposing configuration, silicon switching diodes, manufactured by the epitaxial planar process, epoxy molded in an SOT-563 surface mount package. These devices are designed for switching applications requiring extremely low leakage.

**MARKING CODE: C60**

**MAXIMUM RATINGS:** ( $T_A=25^\circ\text{C}$ )

Continuous Reverse Voltage  
 Peak Repetitive Reverse Voltage  
 Continuous Forward Current  
 Peak Forward Surge Current,  $t_p=1.0\mu\text{s}$   
 Peak Forward Surge Current,  $t_p=1.0\text{s}$   
 Power Dissipation  
 Operating and Storage Junction Temperature  
 Thermal Resistance

**SYMBOL**

$V_R$  75  
 $V_{RRM}$  100  
 $I_F$  250  
 $I_{FSM}$  4.0  
 $I_{FSM}$  1.0  
 $P_D$  250  
 $T_J, T_{stg}$  -65 to +150  
 $\theta_{JA}$  500

**UNITS**

V  
 V  
 mA  
 A  
 A  
 mW  
 $^\circ\text{C}$   
 $^\circ\text{C/W}$

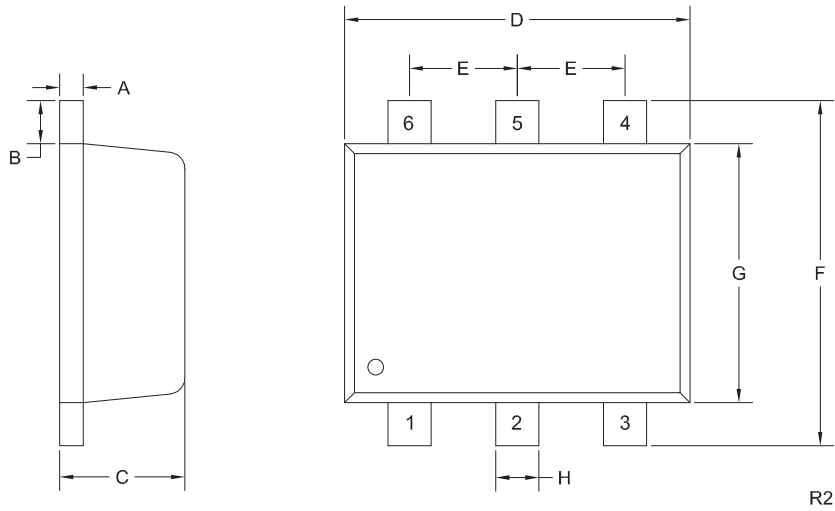
**ELECTRICAL CHARACTERISTICS PER DIODE:** ( $T_A=25^\circ\text{C}$  unless otherwise noted)

SYMBOL	TEST CONDITIONS	MIN	MAX	UNITS
$I_R$	$V_R=75\text{V}$		500	pA
$BV_R$	$I_R=100\mu\text{A}$	100		V
$V_F$	$I_F=1.0\text{mA}$		0.85	V
$V_F$	$I_F=10\text{mA}$		0.95	V
$V_F$	$I_F=100\text{mA}$		1.1	V
$C_J$	$V_R=0, f=1.0\text{MHz}$		2.0	pF
$t_{rr}$	$I_R=I_F=10\text{mA}, I_{rr}=1.0\text{mA}, R_L=100\Omega$		3.0	$\mu\text{s}$

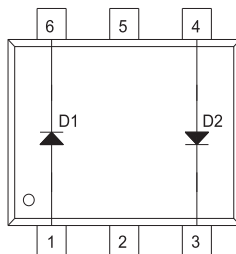
**CMLD6001DO**  
**SURFACE MOUNT SILICON**  
**DUAL, ISOLATED, OPPOSING**  
**ULTRA LOW LEAKAGE**  
**SWITCHING DIODE**



**SOT-563 CASE - MECHANICAL OUTLINE**



**PIN CONFIGURATION**



SYMBOL	INCHES		MILLIMETERS	
	MIN	MAX	MIN	MAX
A	0.0027	0.007	0.07	0.18
B	0.008		0.20	
C	0.017	0.024	0.45	0.60
D	0.059	0.067	1.50	1.70
E	0.020		0.50	
F	0.059	0.067	1.50	1.70
G	0.043	0.051	1.10	1.30
H	0.006	0.012	0.15	0.30

SOT-563 (REV: R2)

**LEAD CODE:**

- 1) Anode D1
- 2) NC
- 3) Cathode D2
- 4) Anode D2
- 5) NC
- 6) Cathode D1

**MARKING CODE: C60**

R5 (15-June 2015)

## OUTSTANDING SUPPORT AND SUPERIOR SERVICES



---

### PRODUCT SUPPORT

Central's operations team provides the highest level of support to insure product is delivered on-time.

- Supply management (Customer portals)
- Inventory bonding
- Consolidated shipping options
- Custom bar coding for shipments
- Custom product packing

---

### DESIGNER SUPPORT/SERVICES

Central's applications engineering team is ready to discuss your design challenges. Just ask.

- Free quick ship samples (2<sup>nd</sup> day air)
- Online technical data and parametric search
- SPICE models
- Custom electrical curves
- Environmental regulation compliance
- Customer specific screening
- Up-screening capabilities
- Special wafer diffusions
- PbSn plating options
- Package details
- Application notes
- Application and design sample kits
- Custom product and package development

---

### CONTACT US

#### Corporate Headquarters & Customer Support Team

Central Semiconductor Corp.  
145 Adams Avenue  
Hauppauge, NY 11788 USA  
Main Tel: (631) 435-1110  
Main Fax: (631) 435-1824  
Support Team Fax: (631) 435-3388  
[www.centra-semi.com](http://www.centra-semi.com)

**Worldwide Field Representatives:**  
[www.centra-semi.com/wwreps](http://www.centra-semi.com/wwreps)

**Worldwide Distributors:**  
[www.centra-semi.com/wwdistributors](http://www.centra-semi.com/wwdistributors)

---

For the latest version of Central Semiconductor's **LIMITATIONS AND DAMAGES DISCLAIMER**, which is part of Central's Standard Terms and Conditions of sale, visit: [www.centra-semi.com/terms](http://www.centra-semi.com/terms)