

## Excellent Integrated System Limited

Stocking Distributor

Click to view price, real time Inventory, Delivery & Lifecycle Information:

[Molex Connector Corporation](#)  
[0192880535](#)

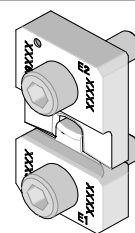
For any questions, you can email us directly:

[sales@integrated-circuit.com](mailto:sales@integrated-circuit.com)

**ATP  
Tooling Kit  
Krimptite™**

**molex**

**Application Tooling  
Specification Sheet**



**Order No. 19288-0535**

**SCOPE**

Tooling: ATP Tooling Kits used with Molex Air Tape Press: (ATP 100 and 300 series) or a Molex Mylar Tape Applicator (MTA series). Refer to the appropriate tool instruction manual for installation and operation information.

Products: Krimptite™ High Temperature Female Non-Insulated Steel Quick Disconnects, 10-12 AWG. Refer to the Product part number charts on this sheet for terminals with the barrel and tongue styles listed above.

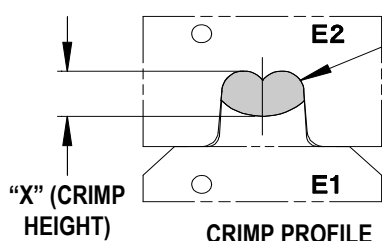
**Testing**

**Mechanical**

The tensile test or pull test is a means of evaluating the mechanical properties of the crimped connections. The following charts show the UL Specifications for various wire sizes. The tensile strength is shown in pounds and indicates the minimum acceptable force to break or separate terminal from the conductor.

Color Code	Wire Size (AWG)	*UL - 310
Yellow	10	80
Yellow	12	70

\*UL - 310 - Quick Disconnects



USE SOFT METAL  
SLUG METHOD

Use soft metal slug (solder) method to measure the "X" dimension. Verify tooling crimp height calibration by referring to the Go/No Go dimensions shown in the chart below.

Wire Range		“X” Dimension Conductor Crimp						Crimp Inspection Marking
		Mean		Go		No Go		
AWG	mm²	In.	mm	In.	mm	In.	mm	
10 - 12	5.00 – 3.30	.083	2.12	.079	2.01	.089	2.26	N/A

The following is a Partial List of the Product Part Numbers and their specifications that this tooling is designed to crimp. We will be adding to this list and an up to date copy is available on [www.molex.com](http://www.molex.com).

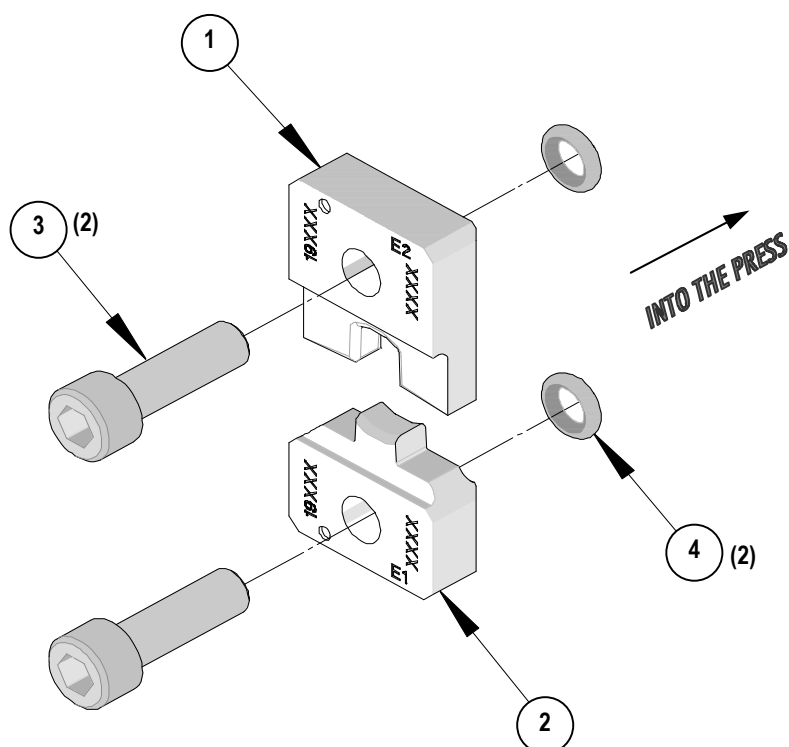
Wire Size: 10 - 12 AWG 5.00 - 3.30 mm²					
Terminal No.	Terminal Engineering No. (Ref)	Wire Strip Length		Insulation Diameter Maximum	
		In.	mm	In.	mm
19203-0468	192030379T	.250	6.35	N/A	N/A

ATP - Tooling Kit- 19288-0535

**Parts List**

Item	Order No.	Engineering No.	Description	Qty
	19288-0535	19288-0535	ATP Tooling Kit	REF
1	19288-0537	19288-0537	Conductor Punch	1
2	19288-0536	19288-0536	Conductor Anvil	1
3	N/A	N/A	#10-32 by 5/8" Long SHCS	2**
4	N/A	N/A	O-ring 1/16 W. by 9/32" O.D.	2**

\*\* Available from an Industrial supply company such as MSC 1-800-645-7270



Visit our Web site at <http://www.molex.com>