

Excellent Integrated System Limited

Stocking Distributor

Click to view price, real time Inventory, Delivery & Lifecycle Information:

[Cinch Connectivity Solutions](#)
[PL1WC-013](#)

For any questions, you can email us directly:
sales@integrated-circuit.com

RED INDICATES ORIGINAL

DASH NO	FIG NO	CABLE ACCOMMODATED	A DIM	B DIM	C HEX	D DIA	E FLATS	ASSEMBLE PER			
-003	1,2	RG-174,-188,-316	2.730	1.500	.178	.516	.437	TAI-117			
-004		RG-179, RG-187	2.450	1.220							
-008		RG-195, RG-180 421-111 ESSEX	2.730	1.500							
-009		B218 BELDEN YR23023 BELDEN 21-597 ESSEX	2.450	1.220							
-010		RG-122	2.730	1.500							
-011		RG-58,-141,-303 21-597 ESSEX	2.450	1.220							
-012		RG-55,-142,-223 RG-400	2.730	1.500							
-013		RG-59, RG-62	2.450	1.220							
-013A		TCC-75-2	2.730	1.500							
-014		B212 BELDEN	2.450	1.220							
-015		RG-71 730A AT&T	2.730	1.500					.290	.578	.500
-016		724 AT&T B261 BELDEN	2.450	1.220					.324		
-017		RG-6	2.730	1.500					.340		
-018		B268 BELDEN	2.450	1.220					.255		
-019	B279 BELDEN	2.730	1.500	.290							
-020	B248 BELDEN	2.450	1.220	.255							
-023	B9108 BELDEN	2.730	1.500	.178							
-025	734A AT&T	2.450	1.220	.324							
-026	735A AT&T	2.730	1.500								
-027	KS19224L2 AT&T	2.450	1.220								

DATA CONTAINED IN THIS DOCUMENT IS THE PROPERTY OF TROMPETER ELECTRONICS, INC. AND SHALL NOT BE DISCLOSED, COPIED OR USED FOR REPRODUCTION OF MANUFACTURE WITHOUT EXPRESS WRITTEN PERMISSION.

REVIEWS			1-0453	ASH 1C
REV	ED	DESCRIPTION	DWN	APPROVED
V	13436	ADDED -023 TO CABLES ACCOMMODATED AND -023/-W023 TO BDM; SEE ECD	DKC	5/24/00

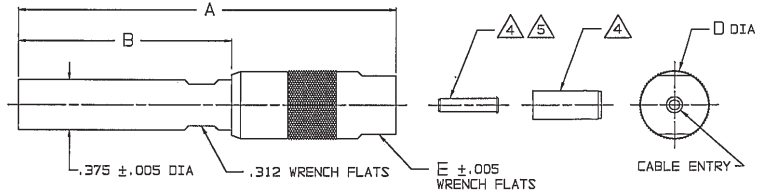


FIG 1
-003 SHOWN

INCH	MM
.005	0.13
.030	0.76
.070	1.78
.090	2.29
.125	3.18
.178	4.52
.213	5.41
.255	6.48
.290	7.37
.312	7.92
.324	8.23
.340	8.65
.375	9.53
.437	11.10
.500	12.70
.516	13.11
.578	14.68
1.220	30.99
1.500	38.10
1.750	44.45
2.450	62.23
2.730	69.34

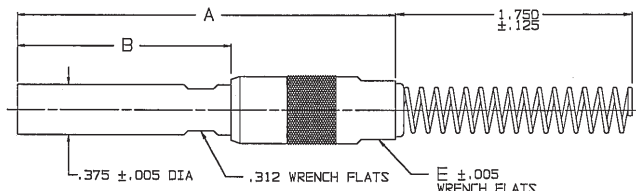
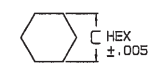


FIG 2
-003 SHOWN



RECOMMENDED
HEX CRIMP
SCALE: NONE

- 1. ALL DIM ARE IN INCHES
- 2. FINISH: TFS-1A (NICKEL)
- 3. COAXIAL STD .375 SIZE TDDL CRIMP PATCH PLUG BOTH RCA/AT&T VERSIONS (.070/.090 PIN CONTACT DIA)
- 4. SLEEVE AND CRIMP SLEEVE ARE SUPPLIED LOOSE
- 5. SLEEVE REQUIRED ON -003 THRU-004 ONLY
- 6. DASH NO DENOTES CABLE GROUP
- 7. IF BEND RELIEF SPRING REQUIRED (FIG 2) ADD SUFFIX "BR" TO CABLE GROUP DASH NO (NOT AVAILABLE FOR CABLE GROUPS -015 THRU -W017,-020,-W020,-027 & -W027)

B. EXAMPLE OF COMPLETE MODEL NO:
 PL1WC-003 BR
 BASIC MODEL NO
 PL1C = 50 OHM (.070)
 PL1WC = 75 OHM (.090)
 DASH NO

QTY	DESCRIPTION	PART NUMBER	ITEM
11-03	TIL UNLESS SPECIFIED		
11-02	.XX ±		
105-0938	.000 ± .030		
105-0972	.000 ±		
1-0319	ANGLES		
1-0304	DWN / ZKC 15-12-00		
1-0301	CHK	MATERIAL CODE IDENT 14949	DRAWINGS NO. 1-0453
1-0301	ENGR		REV V
NEXT ASSY	APPR	SCALE 2/1	DATE 4-30-79 SHEET 1C