

Excellent Integrated System Limited

Stocking Distributor

Click to view price, real time Inventory, Delivery & Lifecycle Information:

[Littelfuse](#)
[0305.050H](#)

For any questions, you can email us directly:


sales@integrated-circuit.com

Special Application Fuses

PICO® 305 Series Fuses - 277V UL913 Intrinsically Safe Fuse



PICO® 305 Series - 277V UL913 Intrinsically Safe Fuse



Agency Approvals

Agency	Agency File Number
ATEX	DEMKO 13 ATEX 1200U
	E358130
IECEX	IECEX UL 13.0077U

Reference Standards

Agency	Standards
ATEX	EN 60079-0, EN 60079-11, EN 60079-26
IECEX	IEC 60079-0, IEC 60079-11, IEC 60079-26
UL	UL 913, UL 60079-0, UL 60079-11
cUL	CAN/CSA C22.2 No. 157, CAN/CSA C22.2 No. 60079-0, CAN/CSA C22.2 No. 60079-11

Description

The PICO 305-Series fuse offer a range of encapsulated fuses approved under UL 913 standard for Intrinsically Safe Electrical Equipment to operate in hazardous locations. Ideal for use in oil, gas, mine, chemical, and pharmaceutical industries, the PICO 305-Series fuse was designed to limit the energy and temperature generated during its operation. The fuse design and its encapsulant are suitable for use in an intrinsically safe apparatus and associated apparatus for voltage not exceeding 277V.

Features

- High Interrupting Rating of 1500A
- Well suited for 277V application
- Current rating options from 0.050 to 0.750A
- Designed for operation in a range of hazardous environments
- Sealed

Applications

- Testing, measuring or processing electronic and electrical equipment
- Motor controllers
- Communication handsets
- Process control and automations
- Sensors
- Lighting
- Flowmeters

Electrical Characteristics for Series

% of Ampere Rating	Opening Time
110%	4 Hours, Minimum
300%	10 Seconds, Maximum
1000%	0.002 Seconds, Maximum

Electrical Specifications by Items

Ampere Rating (A)	Interrupting Rating	Amp Code	Nominal Cold Resistance (Ohms)	Nominal Melting I ² t (A ² Sec.)	Agency Approvals		
					ATEX		IECEX
0.050	1500A @ 277VAC/DC	.050	11.34	0.00019	x	x	x
0.080		.080	8.19	0.00035	x	x	x
0.100		.100	3.60	0.00138	x	x	x
0.160		.160	3.00	0.00202	x	x	x
0.200		.200	2.68	0.00288	x	x	x
0.250		.250	1.6	0.00662	x	x	x
0.500		.500	0.46	0.04462	x	x	x
0.750		.750	0.27	0.13448	x	x	x

- 1) The fuse must be mounted so that creepage and clearance distances aren't impaired in any way.
- 2) The fuse is suitable for use in intrinsically safe equipment and associated apparatus for voltage not exceeding 375V peak.
- 3) Maximum surface temperature rise at 170% rated current 200mA=80°C, 250mA = 84°C, 500mA = 56°C, and 750mA = 84°C.

Special Application Fuses

PICO® 305 Series Fuses - 277V UL913 Intrinsically Safe Fuse

Product Characteristics

Operating Temperature	
Current Rating	Ambient Temperature
≤ 0.200 A	- 40 °C to +50 °C
0.250 A	- 40 °C to +46 °C
0.500 A	- 40 °C to +74 °C
0.750 A	- 40 °C to +46 °C

Note:

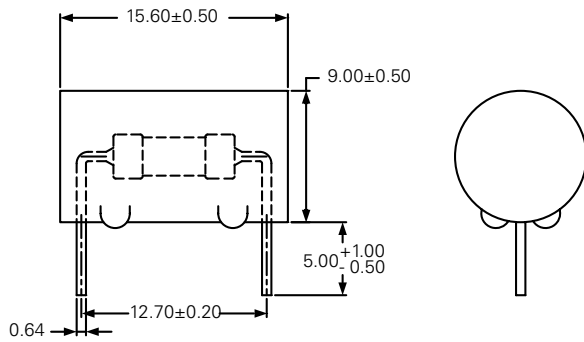
1) Any use of the 305 Series fuse outside of the ambient temperature ranges specified in the table is subject to additional investigation.

Thermal Shock	Withstands 5 cycles of -55°C to 125°C
Vibration	Per MIL-STD-202F
Insulation Resistance (After Opening)	Greater than 10,000 ohms (at twice rated DC voltage)

Soldering Parameters

Wave Soldering	260°C, 10 seconds max.
-----------------------	------------------------

Dimensions



Part Numbering System

0305 .050 M

SERIES

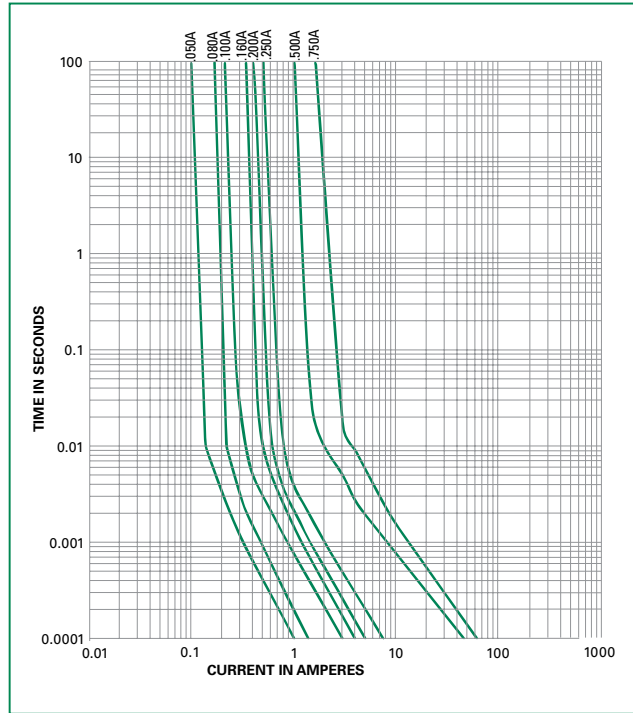
AMP CODE

Refer to Amp Code column in the Electrical Specifications table.

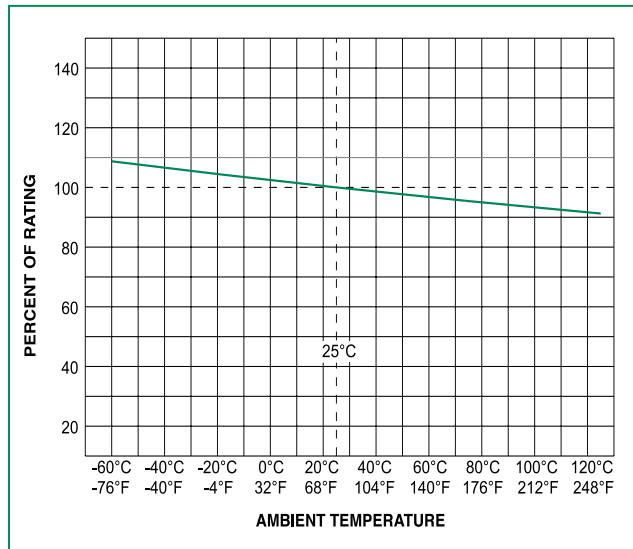
QUANTITY & PACKAGING CODE

M = Bulk pack, 1000 pcs
 V = Bulk pack, 5 pcs

Average Time Current Curves



Temperature Rerating Curve



Note:

1) Rerating depicted in this curve is in addition to the standard rerating of 25% for continuous operation.