



**Distributor of Amphenol Commercial Products: Excellent Integrated System Limited**  
Datasheet of FCC17A15PC200 - D-Sub Connector Plug, Male Pins 15 Position Through Hole,  
Right Angle Solder

Contact us: [sales@integrated-circuit.com](mailto:sales@integrated-circuit.com) Website: [www.integrated-circuit.com](http://www.integrated-circuit.com)

---

## **Excellent Integrated System Limited**

Stocking Distributor

Click to view price, real time Inventory, Delivery & Lifecycle Information:

[Amphenol Commercial Products](#)  
[FCC17A15PC200](#)

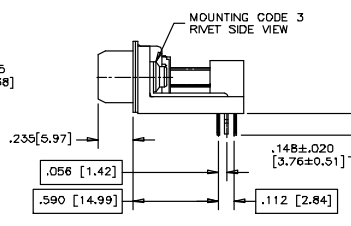
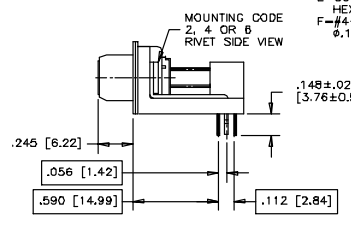
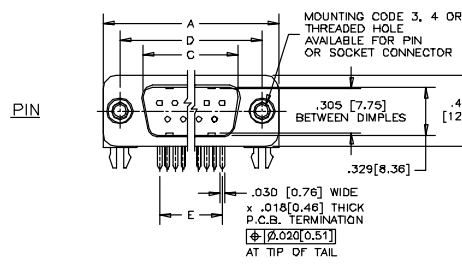
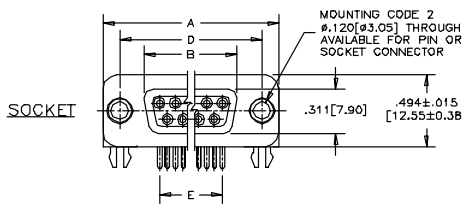
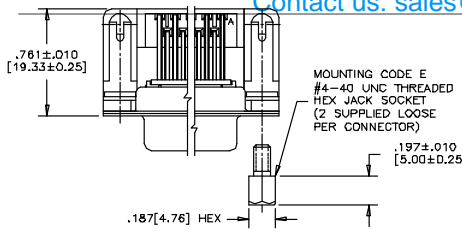
For any questions, you can email us directly:

[sales@integrated-circuit.com](mailto:sales@integrated-circuit.com)

Contact us: [sales@integrated-circuit.com](mailto:sales@integrated-circuit.com) Website: [www.integrated-circuit.com](http://www.integrated-circuit.com)

REVISIONS			
SYMBOL	DESCRIPTION	DATE	APPRD.
B	PRODUCT DRAWING	02/03/02	K.L.

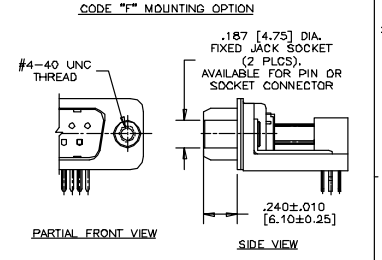
THIS IS A CAD DRAWING. DO NOT MANUALLY REVISE!



ORDERING CODE: FCC17 - E09 PC - 4 4 0 G

SERIES  
 SIZE/NUMBER OF CONTACTS  
 E09, A15, B25, OR C37  
 CONNECTOR STYLE  
 P=PIN  
 S=SOCKET  
 TERMINATION TYPE  
 C=.590 [14.99] FOOTPRINT  
 MOUNTING  
 2=120 [3.05] DIA THROUGH HOLE  
 3=#4-40 UNC SELF-LOCKING THREAD  
 4=#4-40 UNC THREAD  
 6=M3 x 0.5 THREAD  
 E=CODE 4 MOUNTING WITH #4-40 UNC HEX JACK SOCKET SUPPLIED.  
 F=#4-40 UNC THREAD  
 #.187 [4.75] FIXED JACK SOCKET

CONTACT FINISH/GOLD THICKNESS  
 NO DIGIT=STANDARD 15 MICRONS [0.38 MICRONS] GOLD  
 G=50 MICRONS [1.27 MICRONS] GOLD  
 MODIFIERS  
 0=STANDARD  
 FILTER CAPACITANCE  
 D=50 pF S=1000 pF  
 O=180 pF E=2200 pF  
 1=470 pF 9=5600 pF  
 4=820 pF B=47000 pF  
 REFER TO AMPHENOL CATALOGUE FOR FILTER PERFORMANCE CHARACTERISTICS



- NOTES:
- MATERIALS: - SHELLS - TIN PLATED STEEL  
 - CONTACTS - PHOSPHOR BRONZE PLATED WITH GOLD OVER NICKEL ON THE MATING AREA AND TIN-LEAD ON THE TERMINALS  
 - INSULATOR - ENGINEERING THERMOPLASTIC, FLAMMABILITY RATING UL94V-0, BLACK.
  - CONTACT RESISTANCE: 15 MILLIOHMS MAXIMUM.
  - INSULATION RESISTANCE: 3000 MEGOHMS MINIMUM
  - CURRENT RATING: 5 AMPS MAXIMUM  
 2 AMPS FILTERING MAXIMUM
  - OPERATING TEMPERATURE: -40°C TO 85°C.
  - TOLERANCE, UNLESS INDICATED OTHERWISE, ±.005 [0.13].

SIZE	STYLE	A±.015 [0.38]	B±.005 [0.13]	C±.005 [0.13]	D±.005 [0.13]	E BSC.
E09	PIN	1.213 [30.81]	-----	.666 [16.92]	.984 [24.99]	.432 [10.97]
	SOCKET	-----	.643 [16.33]	-----	-----	-----
A15	PIN	1.541 [39.14]	-----	.994 [25.25]	1.312 [33.32]	.756 [19.20]
	SOCKET	-----	.971 [24.66]	-----	-----	-----
B25	PIN	2.088 [53.04]	-----	1.534 [38.96]	1.852 [47.04]	1.304 [33.12]
	SOCKET	-----	1.511 [38.38]	-----	-----	-----
C37	PIN	2.729 [69.32]	-----	2.182 [55.42]	2.500 [63.50]	1.956 [49.68]
	SOCKET	-----	2.159 [54.84]	-----	-----	-----

THIS DOCUMENT CONTAINS PROPRIETARY INFORMATION AND SUCH INFORMATION MAY NOT BE DISCLOSED TO OTHERS FOR ANY PURPOSE OR USED FOR MANUFACTURING PURPOSES WITHOUT WRITTEN PERMISSION FROM AMPHENOL CANADA CORP.

MATERIAL	DRAWN I.ESSAJEE DATE 08/01/10	<b>Amphenol Canada Corp.</b> TITLE FCC17 FILTERED D-SUB, RIGHT ANGLE .590" [14.99] F/P, PIN & SOCKET - PLASTIC MTG. BRACKET & BOARDLOCK DWG DRAWING NO. P-FCC17-XXXXC-XXOX REV. B
	DESIGNED K.LAMBIE DATE 06/01/10	
	CHECKED	
	I. E. APPRD.	
	Q. A. APPRD.	
	DWG. APPRD.	
FINISH	ENG. REL. NO.	DWG
	REF.	SCALE N.T.S.
	DIMENSIONS ARE IN INCHES [mm] CODE ID. NO. 03554	SURF. -----
		SHEET 1 OF 1