

Excellent Integrated System Limited

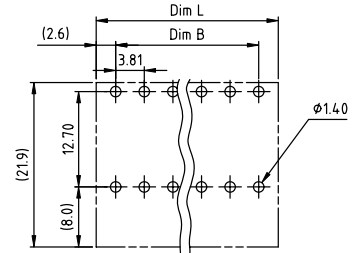
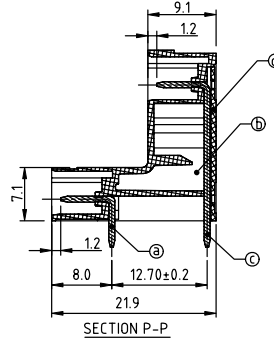
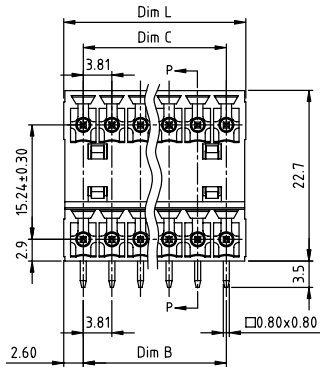
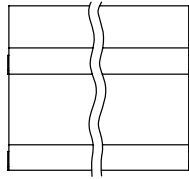
Stocking Distributor

Click to view price, real time Inventory, Delivery & Lifecycle Information:

[FCI](#)
[VO04315100J0G](#)

For any questions, you can email us directly:
sales@integrated-circuit.com

PRODUCT NUMBER	PITCH
VOxx31x100J0G	3.81 mm



RECOMMENDED P.C.B LAYOUT
TOP VIEW

- Material:
- Item ⓐ Short pin: copper Tin plated
 - Item ⓑ Insulator(housing):Thermoplastic (UL94V-0)
 - Item ⓒ Long pin: copper Tin plated
 - Item ⓓ Terminal(cover):Thermoplastic (UL94V-0)
- Electrical:
- Voltage rating: 300V
 - Current rating: 10A
 - Withstanding Voltage: 1.6 KV
 - Operating temperature: -40°C to +115°C
 - Soldering temperature: 260°C±5°C/5 Sec
 - Safety Approval:

PART NO.: VO xx 31 x 1 00J0 G

Dimension	
Dim L	N/2×3.81+1.39
Dim B	(N/2-1)×3.81
Dim C	(N/2-1)×3.81

Poles	Tolerance
2×2P-2×5P	±0.15
2×6P-2×10P	±0.20
2×11P-2×15P	±0.25
2×16P-2×20P	±0.30
2×21P-2×24P	±0.35

- Solid block
- No. of poles
- Color
- RoHS compliant (lead<4%) In copper Alloy
- 0 Black (RAL9005)
 - 2 Red (RAL3001/D)
 - 3 Orange(RAL2011/P)
 - 4 Yellow(RAL1018/A)
 - 5 Green(RAL6018/T)
 - 6 Blue (RAL5015/A)
 - 8 Grey(RAL7035/D)
 - 9 White(RAL1102)
 - C Green(RAL6018/U)

mat'l. code	surface ASME Y14.5 ✓	tolerance ASME Y14.5	projection	product family
ltr ecn no dr date	tolerances unless otherwise specified	ASME Y14.5	MM	TERMINAL BLOCK
angles	X.±0.5			title
X'±1'	X.X±0.3			TERMINAL BLOCK
dr	X.XX±0.1			PLUGGABLE SOCKET,RIGHT ANGLE
enr				dwg no
chr				sheet 1 of 1
appd				size
sheet index	revision sheet	A 1		VOxx31x100J0G
				A4
				type
				CUSTOMER Drawing