Excellent Integrated System Limited

Stocking Distributor

Click to view price, real time Inventory, Delivery & Lifecycle Information:

FCI
YK30103030J0G

For any questions, you can email us directly:
sales@integrated-circuit.com

electronic components
Copyright FCI.

FCIconnect.com

PRODUCT NUMBER	PITCH
YK301xx0x0J0G	7.62 mm

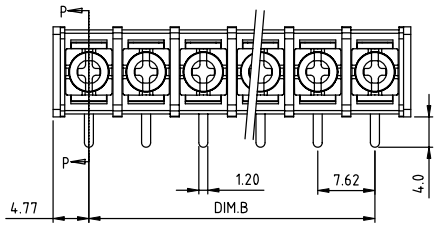

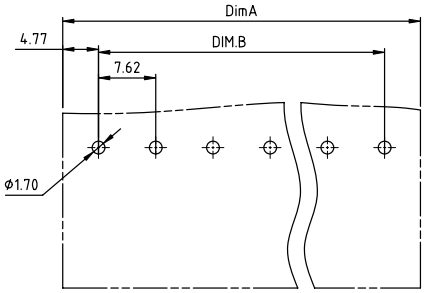

RECOMMENDED P.C.B LAYOUT

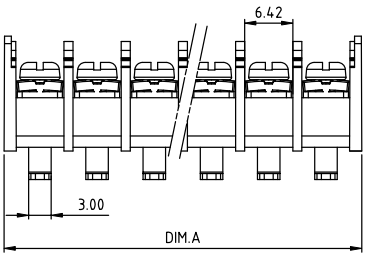

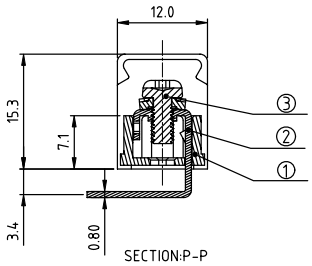

MATERIALS ELECTRICAL

RATED VOLTAGE & CURRENT:	300 V, 15 A
WITHSTAND VOLTAGE:	AC 2000 V/Min
INSULATION RESISTANCE:	1000 MΩ OR MORE AT DC 500 V
OPERATING TEMPERATURE RANGE:	-40 °C ~ +115 °C
SCREW TORQUE VALUE:	5.2 Lb-In.
WIRE RANGE:	14 ~ 22 AWG
1) HOUSING:	THERMOPLASTIC, UL 94 V-0 BLACK
2) TERMINAL:	BRASS, 0.8t
3) TERMINAL SCREWS:	STEEL, M3

DIMENSION

Dim A	(N-1)×7.62+9.54
Dim B	(N-1)×7.62

N=Number of poles

Poles	Tolerance
2p-4p	±0.20
5p-10p	±0.30
11p-16p	±0.40
17p-20p	±0.50

PART NO.: YK 301xx 0 x 0 J0G

No. of poles
02 2 poles
03 3 poles
... ...
20 20 poles

Plated

Code	Terminal	Screw
0	G/F	G/F
1	G/F	Zinc
2	Tin	G/F
3	Tin	Zinc

RoHS compliant
(lead<4%)
In copper Alloy

mat'l. code				surface ASME Y14.5	tolerance ASME Y14.5	projection	product family TERMINAL BLOCK
ltr	ecn no	dr	date	tolerances unless otherwise specified			title
				angles	linear X.±0.5	MM	TERMINAL BLOCK
				X°±1°	X.X±0.3		BARRIER TYPE
					X.XX±0.1	scale	
				dr	HANKE FENG 060914	FCI	dwg no YK301xx0x0J0G sheet 1 of 1 size A4
				engr	HANKE FENG 060914		
				chr	HANKE FENG 060914		
				appd	SHI JUN 060914		type CUSTOMER Drawing
sheet index	revision sheet	A 1					

form: A4mmXLc