

MU SERIES


125°C Standard

◆FEATURES

- Surface-mounted device.
- Lead free reflow soldering is available.
- Flow soldering is available.
- RoHS compliance.

◆CAUTION

MU series shall be used in reflow and flow soldering method. Do not use in VPS soldering method. Please storage in moisture proof bag with dry silica-gel after opening the moisture proof bag. Please ask for detail.



◆SPECIFICATIONS

Items	Characteristics	
Category Temperature Range	-55~+125°C	
Rated Voltage Range	16~63Vdc	100Vdc
Capacitance Range	0.0001~22μF(101~226) E6 series	0.001~0.1μF(102~104) E6 series
Capacitance Tolerance	±10%(K), ±20%(M)	
(tanδ) Dissipation Factor	1.5% or less(1kHz±20%, 5Vrms or less)	
Voltage Proof	Nothing abnormal shall be found, when applying 150% of the rated voltage for 1minute or 175% of the rated voltage for 1 second to 5 seconds.	
Insulation Resistance	C≤0.1μF:3000MΩor more (After 1 minute application of rated voltage) C>0.1μF:300MΩ·μF or more (After 1 minute application of rated voltage)	1000MΩ or more (After 1 minute application of rated voltage)

◆PART NUMBER

□□□
MU
□□□
□
□□□
□□
□□□□

Rated Voltage Series Capacitance Capacitance Tolerance Option TP code Chip Size

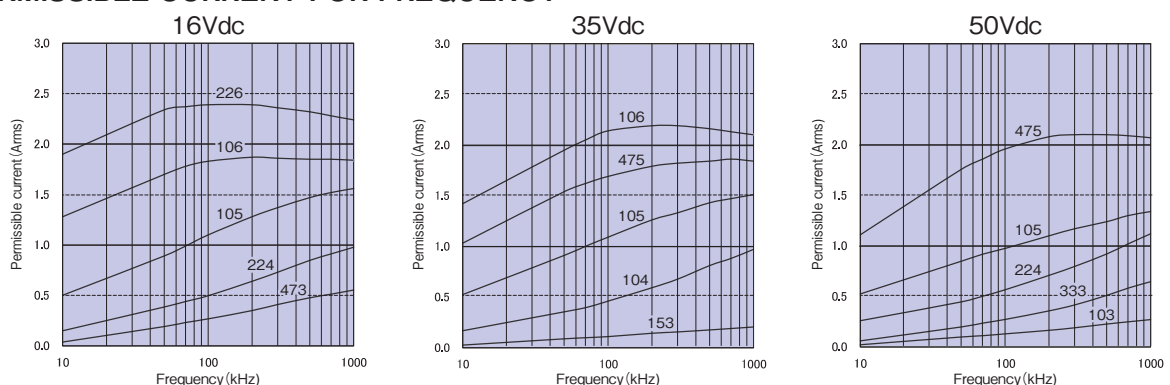
Code	Rated Voltage
16	16Vdc
25	25Vdc
35	35Vdc
50	50Vdc
63	63Vdc
100	100Vdc

Code	Capacitance
101	0.0001μF
682	0.0068μF
153	0.015μF
224	0.22μF
335	3.3μF
226	22μF

Code	Tolerance
K	±10%
M	±20%

Code	Chip Size
1608	1.6×0.8mm
2012	2.0×1.25mm
3216	3.2×1.6mm
3225	3.2×2.5mm
4532	4.5×3.2mm
5750	5.7×5.0mm

◆PERMISSIBLE CURRENT FOR FREQUENCY



◆ STANDARD SIZE

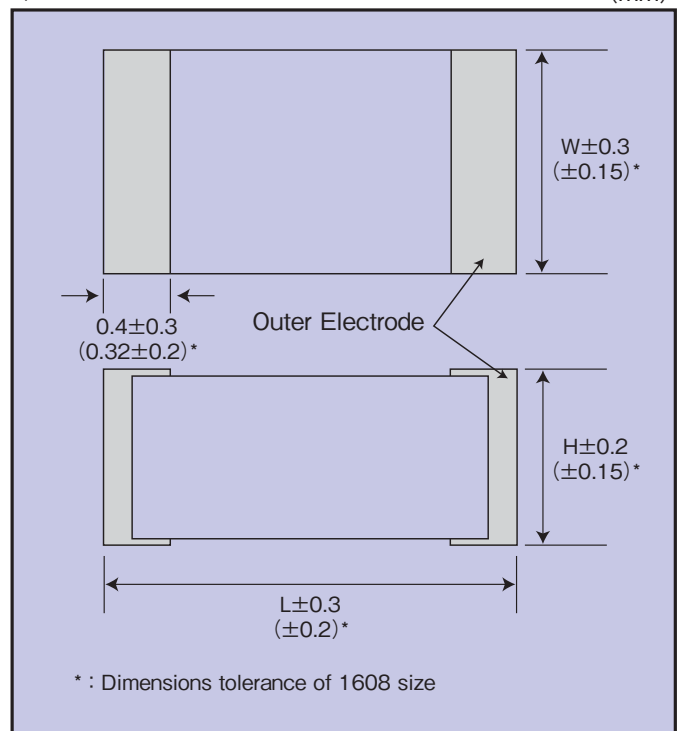
□: Tolerance

Rated Voltage (Vdc)	Capacitance (μF)	Size			Part No.
		L (mm)	W (mm)	H (mm)	
16	0.047	1.6	0.8	0.65	16MU473□Y11608
	0.15	2.0	1.25	1.0	16MU154□Z22012
	0.22	2.0	1.25	1.0	16MU224□Z22012
	1.0	3.2	1.6	1.4	16MU105□A23216
	1.5	3.2	1.6	1.4	16MU155□A23216
	2.2	3.2	2.5	1.8	16MU225□B23225
	3.3	3.2	2.5	2.0	16MU335□B33225
	4.7	4.5	3.2	1.4	16MU475□C14532
	6.8	4.5	3.2	1.8	16MU685□C24532
	10	4.5	3.2	2.6	16MU106□C44532
	15	5.7	5.0	1.8	16MU156□D15750
	22	5.7	5.0	2.6	16MU226□D35750
25	0.033	1.6	0.8	0.65	25MU333□Y11608
	0.10	2.0	1.25	1.0	25MU104□Z22012
	0.15	2.0	1.25	1.0	25MU154□Z22012
	0.68	3.2	1.6	1.4	25MU684□A23216
	1.0	3.2	1.6	1.4	25MU105□A23216
	1.5	3.2	2.5	2.0	25MU155□B33225
	2.2	3.2	2.5	1.8	25MU225□B23225
	3.3	4.5	3.2	1.4	25MU335□C14532
	4.7	4.5	3.2	1.8	25MU475□C24532
	6.8	4.5	3.2	2.6	25MU685□C44532
	10	5.7	5.0	1.8	25MU106□D15750
	15	5.7	5.0	2.6	25MU156□D35750
35	0.015	1.6	0.8	0.65	35MU153□Y11608
	0.022	1.6	0.8	0.65	35MU223□Y11608
	0.047	2.0	1.25	1.0	35MU473□Z22012
	0.068	2.0	1.25	0.8	35MU683□Z12012
	0.10	2.0	1.25	1.0	35MU104□Z22012
	0.47	3.2	1.6	1.0	35MU474□A13216
	0.68	3.2	1.6	1.4	35MU684□A23216
	1.0	3.2	2.5	1.4	35MU105□B13225
	1.5	3.2	2.5	2.0	35MU155□B33225
	2.2	4.5	3.2	1.4	35MU225□C14532
	3.3	4.5	3.2	1.8	35MU335□C24532
	4.7	4.5	3.2	2.6	35MU475□C44532
6.8	5.7	5.0	1.8	35MU685□D15750	
10	5.7	5.0	2.6	35MU106□D35750	
50	0.00010	1.6	0.8	0.65	50MU101□Y11608
	0.00015	1.6	0.8	0.65	50MU151□Y11608
	0.00022	1.6	0.8	0.65	50MU221□Y11608
	0.00033	1.6	0.8	0.65	50MU331□Y11608
	0.00047	1.6	0.8	0.65	50MU471□Y11608
	0.00068	1.6	0.8	0.65	50MU681□Y11608
	0.0010	1.6	0.8	0.65	50MU102□Y11608
	0.0015	1.6	0.8	0.65	50MU152□Y11608
	0.0022	1.6	0.8	0.65	50MU222□Y11608
	0.0033	1.6	0.8	0.65	50MU332□Y11608
	0.0047	1.6	0.8	0.65	50MU472□Y11608
	0.0068	1.6	0.8	0.65	50MU682□Y11608
	0.010	1.6	0.8	0.65	50MU103□Y11608
	0.033	2.0	1.25	1.0	50MU333□Z22012
	0.047	2.0	1.25	1.0	50MU473□Z22012
	0.10	3.2	1.6	1.0	50MU104□A13216
	0.15	3.2	1.6	1.0	50MU154□A13216
	0.22	3.2	1.6	1.0	50MU224□A13216
	0.33	3.2	1.6	1.4	50MU334□A23216
	0.47	3.2	2.5	1.4	50MU474□B13225
0.68	3.2	2.5	1.8	50MU684□B23225	
1.0	4.5	3.2	1.4	50MU105□C14532	
1.5	4.5	3.2	1.8	50MU155□C24532	
2.2	4.5	3.2	2.6	50MU225□C44532	
3.3	5.7	5.0	1.8	50MU335□D15750	
4.7	5.7	5.0	2.6	50MU475□D35750	

Rated Voltage (Vdc)	Capacitance (μF)	Size			Part No.
		L (mm)	W (mm)	H (mm)	
63	0.00010	2.0	1.25	0.8	63MU101□Z12012
	0.00015	2.0	1.25	0.8	63MU151□Z12012
	0.00022	2.0	1.25	0.8	63MU221□Z12012
	0.00033	2.0	1.25	0.8	63MU331□Z12012
	0.00047	2.0	1.25	0.8	63MU471□Z12012
	0.00068	2.0	1.25	0.8	63MU681□Z12012
	0.0010	2.0	1.25	0.8	63MU102□Z12012
	0.0015	2.0	1.25	0.8	63MU152□Z12012
	0.0022	2.0	1.25	0.8	63MU222□Z12012
	0.0033	2.0	1.25	0.8	63MU332□Z12012
	0.0047	2.0	1.25	0.8	63MU472□Z12012
	0.0068	2.0	1.25	0.8	63MU682□Z12012
	0.010	2.0	1.25	0.8	63MU103□Z12012
	0.015	2.0	1.25	0.8	63MU153□Z12012
	0.022	2.0	1.25	0.8	63MU223□Z12012
	0.033	2.0	1.25	1.0	63MU333□Z22012
	0.047	3.2	1.6	1.0	63MU473□A13216
	0.068	3.2	1.6	1.0	63MU683□A13216
	0.10	3.2	1.6	1.0	63MU104□A13216
	0.15	3.2	1.6	1.0	63MU154□A13216
	0.22	3.2	1.6	1.4	63MU224□A23216
	0.33	3.2	2.5	1.4	63MU334□B13225
	0.47	3.2	2.5	1.8	63MU474□B23225
	0.68	4.5	3.2	1.4	63MU684□C14532
1.0	4.5	3.2	1.8	63MU105□C24532	
1.5	4.5	3.2	2.6	63MU155□C44532	
2.2	5.7	5.0	1.8	63MU225□D15750	
3.3	5.7	5.0	2.6	63MU335□D35750	
100	0.0010	3.2	1.6	1.0	100MU102□A13216
	0.0015	3.2	1.6	1.0	100MU152□A13216
	0.0022	3.2	1.6	1.0	100MU222□A13216
	0.0033	3.2	1.6	1.0	100MU332□A13216
	0.0047	3.2	1.6	1.0	100MU472□A13216
	0.0068	3.2	1.6	1.0	100MU682□A13216
	0.010	3.2	1.6	1.0	100MU103□A13216
	0.015	3.2	1.6	1.0	100MU153□A13216
	0.022	3.2	1.6	1.0	100MU223□A13216
	0.033	3.2	1.6	1.0	100MU333□A13216
	0.047	3.2	1.6	1.4	100MU473□A23216
	0.068	3.2	2.5	1.4	100MU683□B13225
0.10	3.2	2.5	1.8	100MU104□B23225	

◆ DIMENSIONS

(mm)



Size Code Conversion

mm	inch
1608	0603
2012	0805
3216	1206
3225	1210
4532	1812
5750	2220