


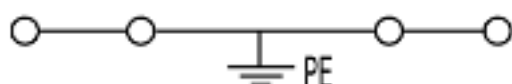
Excellent Integrated System Limited

Stocking Distributor

Click to view price, real time Inventory, Delivery & Lifecycle Information:

[Weidmüller](#)
[1775620000](#)

For any questions, you can email us directly:
sales@integrated-circuit.com


General ordering data

Order No.	1775620000
Part designation	ZPE 1.5/4AN
Version	Earth terminal, 1.5 mm ² , Tension clamp connection, Wemid, green/yellow, TS 35
EAN	4032248181056
Qty.	100 pc(s).

Product notes

Product description	Z-series standard ranges provide solutions for conductor cross-sections from 0.05 to 35 mm ² .
---------------------	---

PT OKIECEEx/ATEX rating data

EU-type examination certificate	KEMA01ATEX2106U
Download, German	KEMA01ATEX2106U_d.pdf
Download English	KEMA01ATEX2106U_e.pdf
IECEX Certificate of Conformity	IECEXULD05.0009U
Download	IECEXULD05.0009U_e.pdf
ATEX conductor cross-section	1.5 mm ²
IECEX conductor cross-section	1.5 mm ²
Voltage when using cross-connections	CrossConnectionGuide.pdf
Operating temperature range	Einsatztemperaturbereich siehe EG-Baumusterprüfbescheinigung/IECEX-Certificate of Conformity
Marking EN 60079-7	Ex e II
Marking ATEX Directive 94/9/EC	Ex II 2 G D

Additional technical data

Colour of insulating material	green/yellow
Connection direction	top
End plate required	Yes
Explosion-tested version "Ex e"	Yes
Installation advice	TS 35
Insulating material	Wemid
Levels cross-connected internally	No

Additional technical data

No. of identical terminals	1
No. of levels	1
No. of terminal strips per level	4
Open sides	right
Operating temperature range	- 50 °C, + 120 °C
Product family	Z-series
Type of connection	Clamped
Type of mounting	Snap-on
UL 94 flammability rating of insulation material	V-0
Version	PE terminal

CSA rating data

Min. cross-section (CSA)	AWG 26
Max. cross-section (CSA)	AWG 14

Conductors for clamping (additional connection)

Flexible with ferrule, min. (DIN 46228 pt 1)	0.5 mm ²
Flexible with ferrule, max. (DIN 46228 pt 1)	1.5 mm ²

Conductors for clamping (rated connection)

Clamping range, min.	0.05 mm ²
Clamping range, max.	1.5 mm ²
Type of connection	Tension clamp connection
2nd type of connection	clamped
Connection direction	top
No. of connections	4
Stripping length	10 mm
Blade size	0.4 x 2.0 mm
Gauge to IEC 60947-1	B1
Solid, min.	0.5 mm ²
Solid, max.	1.5 mm ²
Flexible, min.	0.5 mm ²
Flexible, max.	1.5 mm ²
Flexible with ferrule, min. (DIN 46228/1)	0.5 mm ²
Flexible with ferrule, max. (DIN 46228/1)	1.5 mm ²
Flexible, min., ferrule with plastic collar (DIN 46228 pt 4)	0.5 mm ²
Flexible, max., ferrule with plastic collar (DIN 46228 pt 4)	1.5 mm ²
Twin wire-end ferrule, min.	0.5 mm ²
Twin wire end ferrule, max.	0.75 mm ²
AWG conductor size, min.	AWG 30
AWG conductor size, max.	AWG 16
AWG conductor size, min.	0.05 mm ²
AWG conductor size, max.	1.31 mm ²

Dimensions

Width	3.5 mm
Height of lowest version	37 mm
Length	75.5 mm

Dimensions

TS 35 offset 42 mm

PE rating data

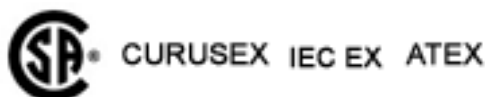
PEN function	No
Pollution severity	3
Rated cross-section	1.5 mm ²
Rated impulse withstand voltage to adjacent terminal	6 kV
Rated short-time current	180 A (1,5 mm ²)
Rated voltage for adjacent terminal	500 V
Standards	IEC 60947-7-2

UL rating data

Min. cross-section (UL)	AWG 30
Max. cross-section (UL)	AWG 14

Approvals

Approvals institutes


Downloads

STEP 1775620000_31268_ZPE_1.5-4AN_STP.stp

Classifications

eClass 4.1	27-14-03-05
eClass 5.0	27-14-03-05
eClass 5.1	27-14-03-05

Similar products

Order No.	Part designation	Version
1791150000	ZDK 1.5PE	Earth terminal, 1.5 mm ² , Tension clamp connection, Wemid, green/yellow, TS 35
1775510000	ZPE 1.5	Earth terminal, 1.5 mm ² , Tension clamp connection, Wemid, green, TS 35
1775560000	ZPE 1.5/3AN	Earth terminal, 1.5 mm ² , Tension clamp connection, Wemid, green/yellow, TS 35