

Excellent Integrated System Limited

Stocking Distributor

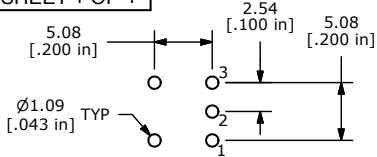
Click to view price, real time Inventory, Delivery & Lifecycle Information:

[E-Switch](#)
[800SP8B7M6RE](#)

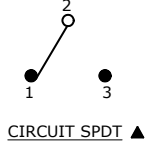
For any questions, you can email us directly:

sales@integrated-circuit.com


SHEET 1 OF 1



P.C. MOUNTING

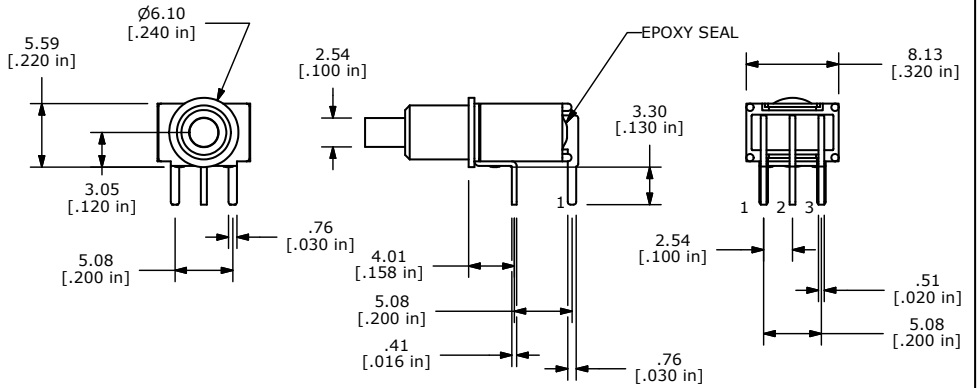
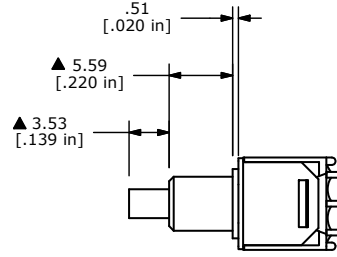


CIRCUIT SPDT ▲



SWITCH FUNCTION	
POS. 1	POS. 2
ON	(ON)
2-1	2-3

(ON)=MOMENTARY



NOTE:

1. ALL DIMENSIONS IN MM [INCH]
2. GENERAL TOLERANCE: X.X=±0.4 X.XX=±0.25
3. TERMINAL NUMBERS FOR REF ONLY
- ▲4. CONTACT MATERIAL: COPPER ALLOY W/ GOLD PLATE OVER NICKEL PLATE
- ▲5. RATING: 0.4VA @ 20V AC OR DC MAX.
6. MECHANICAL LIFE: 50,000 MAKE-AND-BREAK CYCLES
7. CONTACT RESISTANCE: 20 mΩ MAX. INITIAL @ 2-4VDC 100mA FOR BOTH GOLD AND SILVER CONTACTS
8. INSULATION RESISTANCE: 1,000 MEGA-OHM MIN.
9. ELECTRIC STRENGTH: 1,000 V RMS @SEA LEVEL.
10. OPERATING TEMP.: -30°C to 85°C
11. ▲DENOTES CRITICAL PARAMETER.
12. 2002/95/EC (ROHS) COMPLIANT



TITLE 800SP8B7M6RE				
SCALE 2=1	DATE 7/1/2011	DR BO	DWG T833039	REV B

B	20040	UPDATE DRAWING AND CONVERT	07/01/11	BMA
REV	PCR NO	DESCRIPTION	DATE	BY

THE INFORMATION CONTAINED IN THIS DOCUMENT IS PROPRIETARY TO E-SWITCH AND IS NOT TO BE COPIED OR TRANSFERRED