

## Excellent Integrated System Limited

Stocking Distributor

Click to view price, real time Inventory, Delivery & Lifecycle Information:

[Triad Magnetics](#)  
[F-250X](#)

For any questions, you can email us directly:  
[sales@integrated-circuit.com](mailto:sales@integrated-circuit.com)



**POWER TRANSFORMER**  
**Chassis Mount: Single Secondary**

**F-250X**

**Electrical Specifications (@25C)**

1. Maximum Power: 14.0 VA
2. Primary: 115V 50/60 Hz
3. Secondary: 14.0VCT @ 1.00 Amps
4. Voltage Regulation: 10 % TYP @ full load to no load
5. Temperature Rise: 35C TYP (45C MAX allowed)

**Description:**

The F-250X is part of a series which has a long history of reliable service in the field, made from a proven design and constructed with UL recognized materials.

**Construction:**

Wound on a single channel nylon bobbin. Materials are UL recognized, Class B (130° C) rated.

**Safety:**

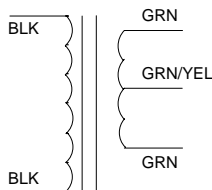
These products are 100% hipot tested with an insulation of 1500V between primary and secondary windings as well as between the primary / secondary windings and the core.

**Dimensions:** Units: In inches

A	B	C	D
1.937	3.250	1.750	2.812

Mounting Hole Diameter: .187 in  
 Lead length: 7.0 inches ± 1 inch  
 Weight: 1.20 lbs

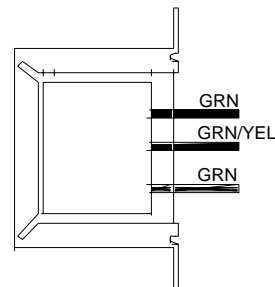
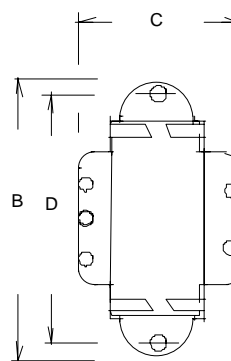
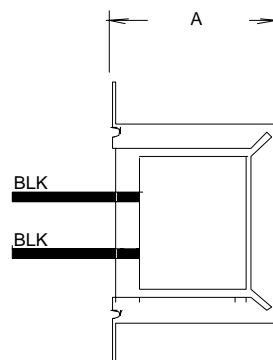

**Schematic:**



Primary: Black to Black  
 Secondary: Green to Green

**RoHS Compliance:** As of manufacturing date February 2005, all standard products meet the requirements of 2011/65/EU, known as the RoHS initiative.

\* Upon printing, this document is considered "uncontrolled". Please contact Triad Magnetics' website for the most current version.



Web: www.TriadMagnetics.com  
 Phone 951-277-0757  
 Fax 951-277-2757

460 Harley Knox Blvd.  
 Perris, California 92571

Publish Date: December 4, 2013