

Excellent Integrated System Limited

Stocking Distributor

Click to view price, real time Inventory, Delivery & Lifecycle Information:

[Triad Magnetics](#)

[F-54X](#)

For any questions, you can email us directly:

sales@integrated-circuit.com



POWER TRANSFORMER Chassis Mount: Single Secondary

F-54X

Electrical Specifications (@25C)

1. Maximum Power: 52.5 VA
2. Primary: 115V 50/60 Hz
3. Secondary: 35.0VCT @ 0.800 Amps
4. Voltage Regulation: 10 % TYP @ full load to no load
5. Temperature Rise: 35C TYP (45C MAX allowed)

Description:

The F-54X is part of a series which has a long history of reliable service in the field, made from a proven design and constructed with UL recognized materials.

Construction:

Wound on a single channel nylon bobbin. Materials are UL recognized, Class B (130° C) rated.

Safety:

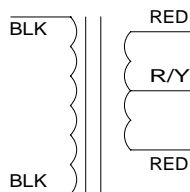
These products are 100% hipot tested with an insulation of 1500V between primary and secondary windings as well as between the primary / secondary windings and the core.

Dimensions: Units: In inches

A	B	C	D
2.593	4.0	2.250	3.562

Mounting Hole Diameter: .187 in
Lead length: 7.0 inches \pm 1 inch
Weight: 2.20 lbs

Schematic:

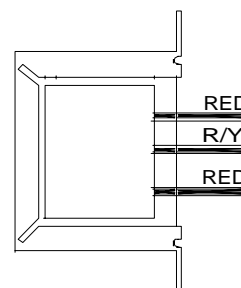
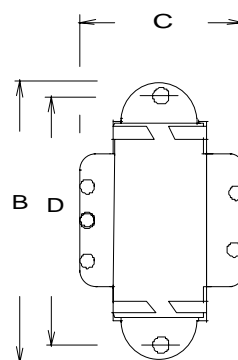
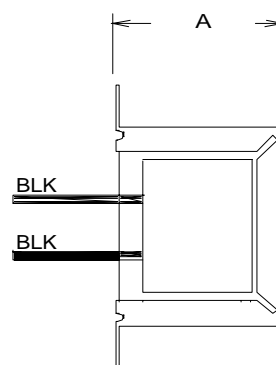


Primary: Black to Black

Secondary: Red to Red

RoHS Compliance: As of manufacturing date February 2005, all standard products meet the requirements of 2011/65/EU, known as the RoHS initiative.

* Upon printing, this document is considered "uncontrolled". Please contact Triad Magnetics' website for the most current version.



Web: www.TriadMagnetics.com
Phone 951-277-0757
Fax 951-277-2757

460 Harley Knox Blvd.
Perris, California 92571

Publish Date: December 4, 2013