

Excellent Integrated System Limited

Stocking Distributor

Click to view price, real time Inventory, Delivery & Lifecycle Information:

[Wurth Electronics Inc](#)
[748121055](#)

For any questions, you can email us directly:

sales@integrated-circuit.com

Spezifikation für Freigabe / specification for release

Kunde / customer :

Artikelnummer / part number : **748121055**

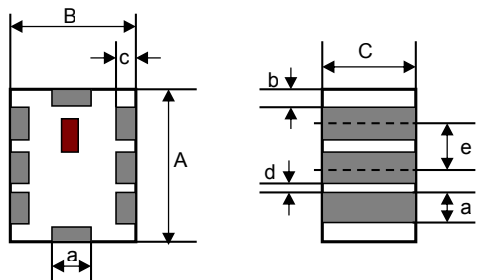
LF



Bezeichnung : **Tiefpassfilter WE-LPF**
 description : **Low-Pass-Filter WE-LPF**

DATUM / DATE : 2004-10-11

A Mechanische Abmessungen / dimensions :




	0805	
A	2,0 ± 0,1	mm
B	1,25 ± 0,1	mm
C	0,85 ± 0,1	mm
a	0,3 ± 0,1	mm
b	0,2 ± 0,1	mm
c	0,3 + 0,1/- 0,2	mm
d	0,35 ± 0,1	mm
e	0,65 ± 0,05	mm

B Elektrische Eigenschaften / electrical properties :

Eigenschaften / properties	Testbedingungen / test conditions		Wert / value	Einheit / unit	tol.
Frequenzbereich / frequency range	BW	f ₀	5150 ... 5875	MHz	
Einfügedämpfung / insertion loss	@ BW	IL	0,6	dB	max.
VSWR	@ BW		1,8		max.
Dämpfung I / attenuation I	2 * f₀	A	25	dB	min.
Dämpfung II / attenuation II	3 * f₀	A	20	dB	ref.
Dämpfung III / attenuation III		A		dB	
Dämpfung IV / attenuation IV		A		dB	

C Abbildung / appearance:



D Prüfgeräte / test equipment:

Agilent 8719ES

E Testbedingungen / test conditions:

Luftfeuchtigkeit / humidity: 50 ~ 70%
 Umgebungstemperatur / temperature: 20°C ~ 25°C

F Werkstoffe & Zulassungen / material & approvals

Basismaterial / base material: Keramik / ceramic
 Kontaktmaterial / contact plating: AG + Ni + Sn

G Eigenschaften / general specifications :

Betriebstemp. / operating temperature: -40°C ~ +85°C
 Lagerbedingungen / storage conditions: 15°C ~ 35°C
 45 ~ 75% RH
 Leistung / power capacity : 1 W max.

Freigabe erteilt / general release:	Kunde / customer				
	Datum / date		Unterschrift / signature		
	Würth Elektronik				
	Geprüft / checked		Kontrolliert / approved		
	AWe	Version 1		04-10-11	
	Name	Änderung / modification		Datum/date	

Würth Elektronik eiSos GmbH & Co.KG

Spezifikation für Freigabe / specification for release

Kunde / customer :

Artikelnummer / part number : **748121055**

LF



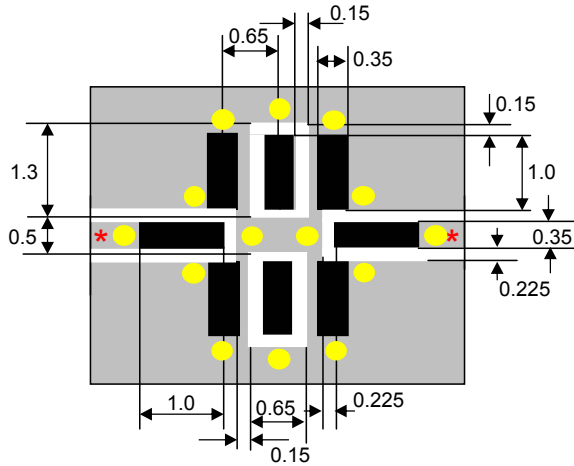
Bezeichnung : **Tiefpassfilter WE-LPF**

description : **Low-Pass-Filter WE-LPF**

DATUM / DATE : 2004-10-11

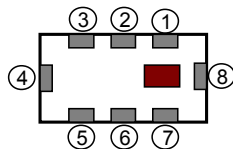
H Lötadempfehlung / solder pads:

unit: mm



* Line width should be designed to match 50Ω characteristic impedance, depending on PCB material and thickness

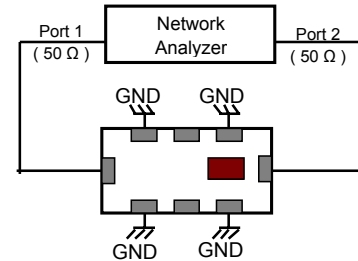
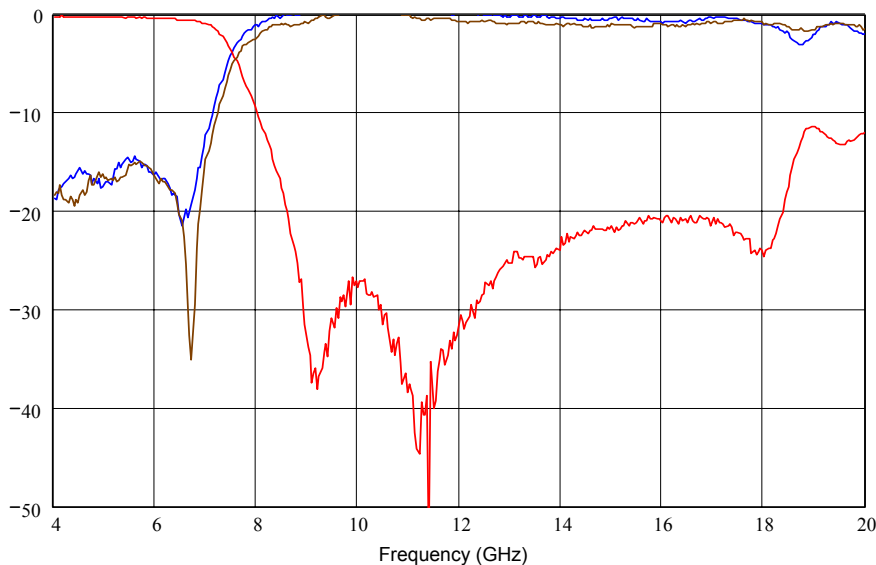
- Solder Resist
- Land
- No pattern Solder Resist
- Through-hole (Ø 0.35)



No.	Terminal Name	No.	Terminal Name
①	GND	⑤	GND
②	NC	⑥	NC
③	GND	⑦	GND
④	OUT	⑧	IN

K Messdiagramm/ measuring diagram:

Attenuation and Return Loss (dB)



S21 in dB
S11 in dB
S22 in dB

This electronic component is designed and developed with the intention for use in general electronics equipments. Before incorporating the components into any equipments in the field such as aerospace, aviation, nuclear control, submarine, transportation, (automotive control, train control, ship control), transportation signal, disaster prevention, medical, public information network etc. where higher safety and reliability are especially required or if there is possibility of direct damage or injury to human body. In addition, even electronic component in general electronic equipments, when used in electrical circuits that require high safety, reliability functions or performance, the sufficient reliability evaluation-check for the safety must be performed before use. It is essential to give consideration when to install a protective circuit at the design stage.

Würth Elektronik eiSos GmbH & Co.KG

D-74638 Waldenburg · Max-Eyth-Str. 1 · Germany · Telefon (+49) (0) 7942 - 945 - 0 · Telefax (+49) (0) 7942 - 945 - 400
http://www.we-online.de

Spezifikation für Freigabe / specification for release

Kunde / customer :

Artikelnummer / part number : **748121055**

LF

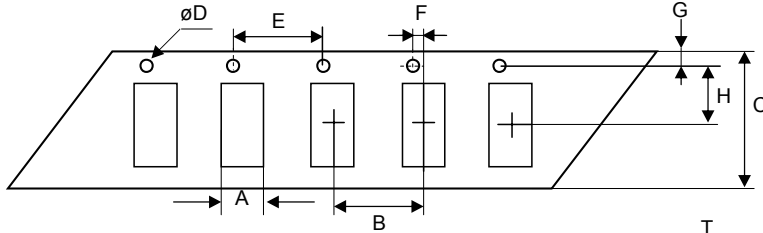


Bezeichnung : **Tiefpassfilter WE-LPF**

description : **Low-Pass-Filter WE-LPF**

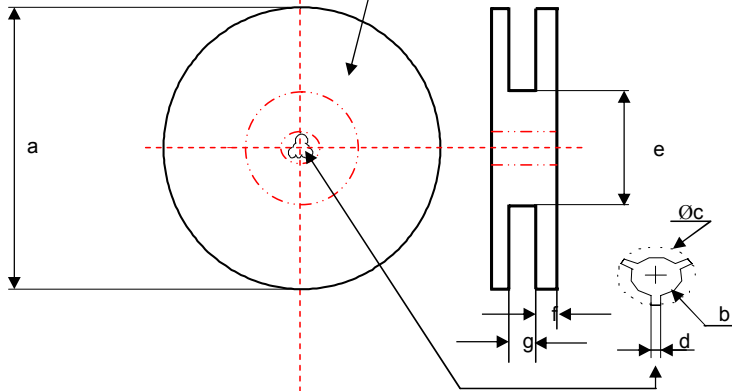
DATUM / DATE : 2004-10-11

I Rollenspezifikation / tape and reel specification :



Gurtspezifikation / Tape specification:

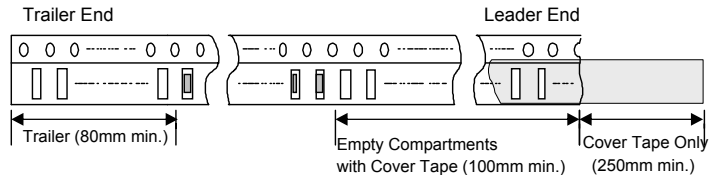
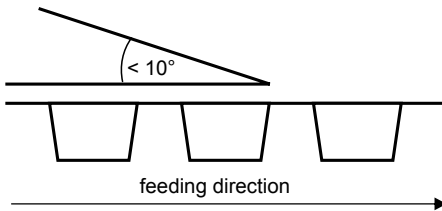
A	1,6 ± 0,1	mm
B	4,0 ± 0,1	mm
C	8,0 ± 0,2	mm
D	1,5 +0,1/-0,0	mm
E	4,0 ± 0,1	mm
F	2,0 ± 0,1	mm
G	1,75 ± 0,1	mm
H	3,5 ± 0,1	mm
I	2,4 ± 0,1	mm
J	1,3 max.	mm
T	0,2 ± 0,05	mm



Rollenspezifikation / Reel specification:

a	178,0 ± 2,0	mm
b	13,0 ± 0,3	mm
c	21,8 ± 0,8	mm
d	2,0 ± 0,5	mm
e	60,0 ± 0,5	mm
f	1,2 ± 2,0	mm
g	9,0 ± 0,3	mm

The force for tearing off cover tape is 10 to 130 grams in arrow direction



Freigabe erteilt / general release:	Kunde / customer		
Datum / date	Unterschrift / signature		
	Würth Elektronik		
Geprüft / checked	Kontrolliert / approved	AWe Version 1	04-10-11
		Name Änderung / modification	Datum/date

Würth Elektronik eiSos GmbH & Co.KG