# Excellent Integrated System Limited

Stocking Distributor

Click to view price, real time Inventory, Delivery & Lifecycle Information:

Molex Connector Corporation
0764955107

For any questions, you can email us directly:
sales@integrated-circuit.com

| MATERIAL NUMBER | # OF COLUMNS | # OF DIFF PAIR | DIM "A" MAX | DIM "B" | PTH Ø |
|---|---|---|---|---|---|
| 76495-*8** | 8 | 32 | 22.80 | 13.30 | 0.46±0.05 |
| 76495-*8** | | | | | 0.39±0.05 |
| 76495-*1** | 10 | 40 | 26.60 | 17.10 | 0.46±0.05 |
| 76495-*1** | | | | | 0.39±0.05 |
| 76495-*2** | 12 | 48 | 30.40 | 20.90 | 0.46±0.05 |
| 76495-*2** | | | | | 0.39±0.05 |
| 76495-*7** | 14 | 56 | 34.20 | 24.70 | 0.46±0.05 |
| 76495-*7** | | | | | 0.39±0.05 |
| 76495-*6** | 16 | 64 | 38.00 | 28.50 | 0.46±0.05 |
| 76495-*6** | | | | | 0.39±0.05 |

76495-****

MODULE TYPE
5 = RIGHT GUIDED, LEAD-FREE
9 = RIGHT GUIDED, LEAD-FREE W/ ENDWALL

# OF COLUMNS
1 = 10 COLUMNS
2 = 12 COLUMNS
6 = 16 COLUMNS
7 = 14 COLUMNS
8 = 8 COLUMNS

PIN LENGTH (P)
4 = 4.90 (0.46 PTH)
5 = 5.50 (0.46 PTH)
7 = 4.90 (0.39 PTH)
8 = 5.50 (0.39 PTH)

KEY ORIENTATION
0 = NO KEY
1 = A  5 = E
2 = B  6 = F
3 = C  7 = G
4 = D  8 = H

NOTES:
1. MATERIALS: HOUSING - LIQUID CRYSTAL POLYMER (LCP), GLASS-FILLED, UL94V-0
TERMINALS - HIGH PERFORMANCE COPPER ALLOY
2. FINISH: 30MN SELECTIVE GOLD IN CONTACT AREA, SELECTIVE TIN ON PCB TAILS. NICKEL OVERALL.
3. REFER TO MOLEX PRODUCT SPECIFICATION PS-170540-999 FOR PERFORMANCE SPECIFICATIONS AND ADDITIONAL PCB INFORMATION.
4. EACH SIGNAL WAFER CONTAINS 2 COLUMNS OF TERMINALS.
5. PRODUCT IS PACKAGED PER PK-70873-041.
6. THIS PART CONFORMS TO CLASS B REQUIREMENTS OF COSMETIC SPEC PS-45499-002.
7. REFER TO MOLEX SALES DRAWING SD-170340-002 FOR THE MATING RECEPTACLES.
8. REFER TO MOLEX PCB ROUTING GUIDE AS-76060-990 FOR ANTIPAD AND ROUTING RECOMMENDATIONS.
9. CONNECTORS SUPPLIED WITH A 2-32 SCREW 73726-0000 (9.5mm ± 0.38mm THREADABLE SCREW LENGTH). THE MAXIMUM BOARD THICKNESS IS 4.4mm.
10. GUIDE RIGHT RAM MATES WITH A GUIDE LEFT DAUGHTERCARD.
11. GROUND PATHS ARE NOT DISCRETE CIRCUITS.
12. MARKING: LOCATED APPROXIMATELY AS SHOWN. PART NUMBER AND DATE CODE.

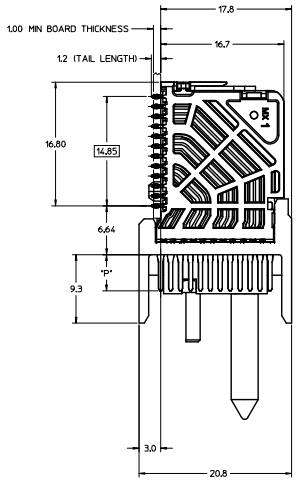


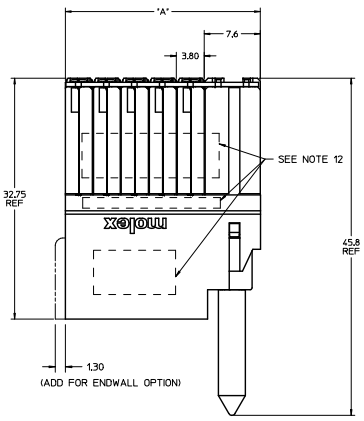


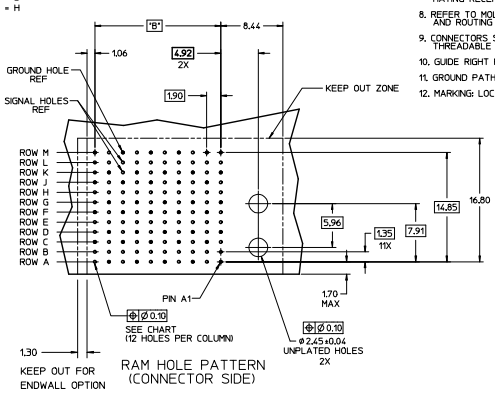


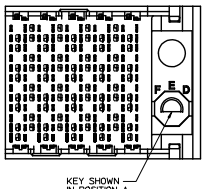


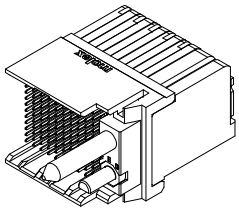

OPEN END OPTION

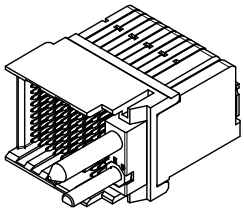

ENDWALL OPTION

| | | | |
|---|---|---|---|
| ADD LASER MARK INFO | EC NO: UCP2016-3973 | 2015/07/29 | DESCRIPTION |
| | DRWN:NAVARA | 2016/02/22 | |
| | CHKD:TELO | 2016/04/20 | |
| | APPR:TELO | | |

REV: A2

QUALITY SYMBOLS: 4=0, 3=0, 2=0

GENERAL TOLERANCES (UNLESS SPECIFIED)

| | mm | INCH |
|---|---|---|
| 4 PLACES | ± --- | ± --- |
| 3 PLACES | ± --- | ± --- |
| 2 PLACES | ± 0.13 | ± --- |
| 1 PLACE | ± 0.25 | ± --- |
| ANGULAR | ±1/2° | |

DRAFT WHERE APPLICABLE MUST REMAIN WITHIN DIMENSIONS

DIMENSION STYLE: MM ONLY

| | | |
|---|---|---|
| DRAWN BY | JLAURX | DATE 2010/11/16 |
| CHECKED BY | TELO | DATE 2016/02/22 |
| APPROVED BY | JJONIAK | DATE 2012/11/19 |

MATERIAL NO.: SEE CHART

SCALE: 4:1 | DESIGN UNITS: METRIC | THIRD ANGLE PROJECTION

TITLE: IMPACT 4 PAIR PLUS 85OHM RAM SIGNAL MODULE GUIDE RIGHT SALES DWG

MOLEX INCORPORATED

DOCUMENT NO.: SD-76495-004 | SHEET NO.: 1 OF 2

SIZE: D

THIS DRAWING CONTAINS INFORMATION THAT IS PROPRIETARY TO MOLEX INCORPORATED AND SHOULD NOT BE USED WITHOUT WRITTEN PERMISSION

tb_frame_D_P_AM_T
Rev. E 2006/04/15

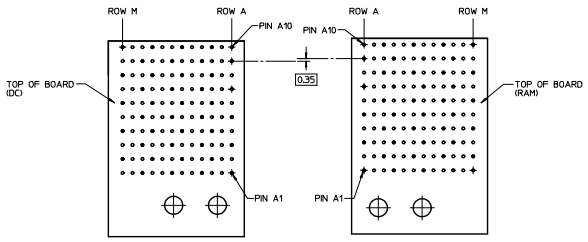


COPLANAR MATED SIGNAL PATHS

DC PIN A10----------RAM PIN A10
|  |
DC PIN A1----------RAM PIN A1

COPLANAR APPLICATION

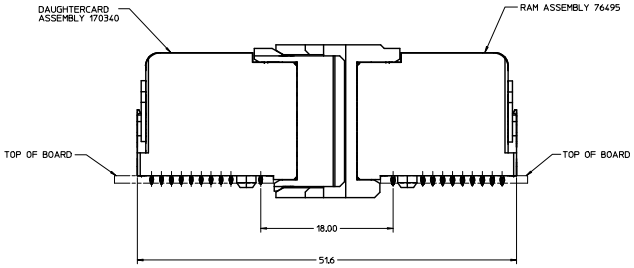


| | | | |
|---|---|---|---|
| REMOVED PRE MARK | 2015/07/29 | | |
| EC NO: UCP2016-3973 | 2016/02/22 | | |
| DRWN:SNAVARRA | 2016/04/20 | | |
| CHKD:TELO | | | |
| APPR:TELO | | | |
| DESCRIPTION | REV | | |

A2

QUALITY SYMBOLS: 7=0; 7=0; 7=0

GENERAL TOLERANCES (UNLESS SPECIFIED)

| | mm | INCH |
|---|---|---|
| 4 PLACES | ± --- | ± --- |
| 3 PLACES | ± --- | ± --- |
| 2 PLACES | ± 0.13 | ± --- |
| 1 PLACE | ± 0.25 | ± --- |
| ANGULAR ±1/2° | | |

DRAFT WHERE APPLICABLE MUST REMAIN WITHIN DIMENSIONS

| | | |
|---|---|---|
| DIMENSION STYLE: MM ONLY | SCALE: 4:1 | DESIGN UNITS: METRIC |
| DRAWN BY: JLAURX | DATE: 2010/11/16 | THIRD ANGLE PROJECTION |
| CHECKED BY: TELO | DATE: 2016/02/22 | TITLE: IMPACT 4 PAIR PLUS 85OHM RAM SIGNAL MODULE GUIDE RIGHT SALES DWG |
| APPROVED BY: JJONIAK | DATE: 2012/11/19 | MOLEX INCORPORATED |
| MATERIAL NO.: SEE CHART | DOCUMENT NO.: SD-76495-004 | SHEET NO.: 2 OF 2 |
| SIZE: D | | |

THIS DRAWING CONTAINS INFORMATION THAT IS PROPRIETARY TO MOLEX INCORPORATED AND SHOULD NOT BE USED WITHOUT WRITTEN PERMISSION

tb_frame_D_P_AM_T
Rev. E 2006/04/15