

## Excellent Integrated System Limited

Stocking Distributor

Click to view price, real time Inventory, Delivery & Lifecycle Information:

[Semtech](#)  
[SCNAR10](#)

For any questions, you can email us directly:

[sales@integrated-circuit.com](mailto:sales@integrated-circuit.com)

# SEMTECH

## STANDARD RECOVERY DOUBLER AND CENTER TAPS

SCDAR05 - SCDAR10  
 SCNAR05 - SCNAR10  
 SCPAR05 - SCPAR10

January 9, 1998

TEL:805-498-2111 FAX:805-498-3804 WEB:http://www.semtech.com

### STANDARD RECOVERY, HIGH CURRENT CENTERTAP AND DOUBLER RECTIFIER ASSEMBLIES

- Low forward voltage drop
- Low reverse leakage current
- Aluminum case
- Low thermal impedance
- High forward surge rating

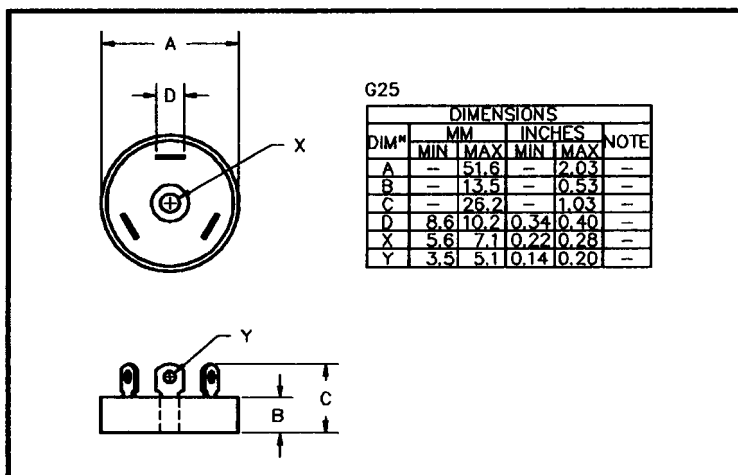
### QUICK REFERENCE DATA

- $V_R = 50V - 1000V$
- $I_F = 45A$
- $I_R = 3.0\mu A$
- $V_F = 1.0V$

### ABSOLUTE MAXIMUM RATINGS

Device Type	Working Reverse Voltage $V_{RWM}$	Average Rectified Current (@ case temperature)			1 Cycle Surge Current $t_p = 8.3mS$		Repetitive Surge Current @ 25°C
		@ 25°C	@ 55°C	@ 100°C	@ 25°C	@ 100°C	
		Volts	Amps	Amps	Amps	Amps	
SCDAR05	50	↑	↑	↑	↑	↑	↑
SCDAR1	100	↑	↑	↑	↑	↑	↑
SCDAR2	200	↑	↑	↑	↑	↑	↑
SCDAR4	400	22.5	17.5	10.0	375	300	70
SCDAR6	600	↓	↓	↓	↓	↓	↓
SCDAR8	800	↓	↓	↓	↓	↓	↓
SCDAR10	1000	↓	↓	↓	↓	↓	↓
SCNAR05 SCPAR05	50	↑	↑	↑	↑	↑	↑
SCNAR1 SCPAR1	100	↑	↑	↑	↑	↑	↑
SCNAR2 SCPAR2	200	↑	↑	↑	↑	↑	↑
SCNAR4 SCPAR4	400	45.0	35.0	20.0	375	300	70
SCNAR6 SCPAR6	600	↓	↓	↓	↓	↓	↓
SCNAR8 SCPAR8	800	↓	↓	↓	↓	↓	↓
SCNAR10 SCPAR10	1000	↓	↓	↓	↓	↓	↓

### MECHANICAL



Maximum thermal impedance  $R_{\theta JC} = 1.5^\circ C/W$

Approximate mass = 75g

**SEMTECH**

**STANDARD RECOVERY  
DOUBLER AND CENTER  
TAPS**

**SCDAR05 - SCDAR10  
SCNAR05 - SCNAR10  
SCPAR05 - SCPAR10**

January 9, 1998

**ELECTRICAL CHARACTERISTICS** (ratings apply per leg)

Device Type	Reverse Current @ $V_{RWM}$		Maximum Forward Voltage $V_F @ 9.0A$ @ 25°C	Maximum Reverse Recovery Time
	@ 25 °C	@ 100 °C		
	μA	μA	Volts	μS
SCDAR05 SCDAR1 SCDAR2 SCDAR4 SCDAR6 SCDAR8 SCDAR10	3.0	60	1.0	2.0
SCNAR05 SCPAR05 SCNAR1 SCPAR1 SCNAR2 SCPAR2 SCNAR4 SCPAR4 SCNAR6 SCPAR6 SCNAR8 SCPAR8 SCNAR10 SCPAR10	3.0	60	1.0	

<sup>1</sup> Measured on discrete devices prior to assembly

Operating temperature range -55 °C to +150 °C  
 Storage temperature range -55 °C to +150 °C

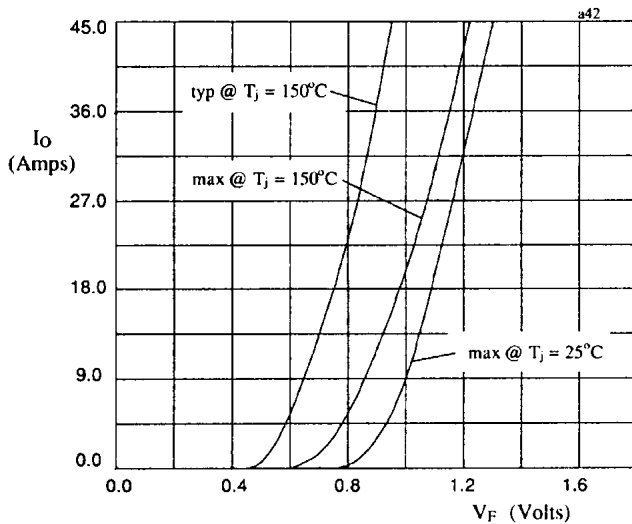


Fig 1. Forward voltage drop against current (per leg)

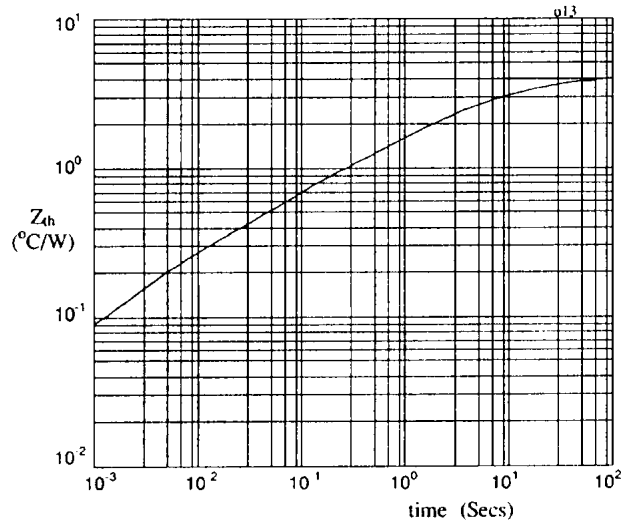


Fig 2. Transient thermal impedance characteristic per leg