

## Excellent Integrated System Limited

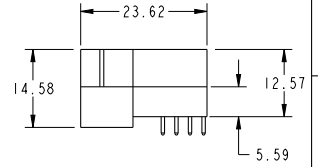
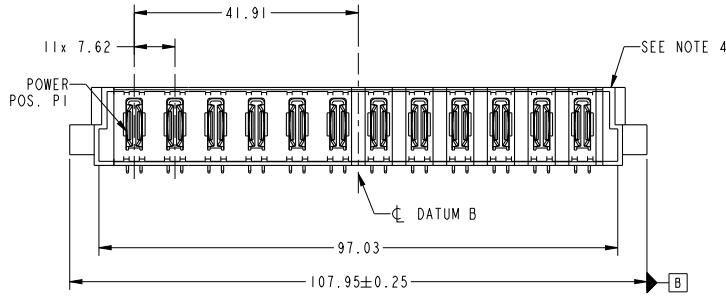
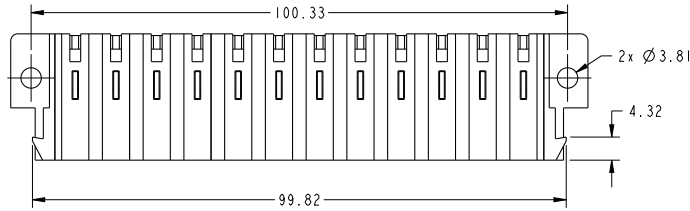
Stocking Distributor

Click to view price, real time Inventory, Delivery & Lifecycle Information:

[FCI](#)  
[51939-824LF](#)

For any questions, you can email us directly:  
[sales@integrated-circuit.com](mailto:sales@integrated-circuit.com)

PRODUCT NO.	POWER												E2
	E1	P1	P2	P3	P4	P5	P6	P7	P8	P9	P10	P11	
51939-824- NOTE 3	PA	PA	PA	PA	PA	PA	PA	PA	PA	PA	PA	PA	PA



CODE	DIM "M" MATING LENGTH	CONTACT TYPE
PA	[N/A]	POWER

spec ref	*	dr	Luo Weller	2014/01/06	projection	MM	size	A4	scale	1:1										
tolerance std	SEE NOTE	eng	Luo Weller	2014/02/16		PwrBlade	ecn no	-	rel level	Released										
TOLERANCES UNLESS OTHERWISE SPECIFIED		chr	-	-			product family	rel level	Released											
surface	<table border="1"> <tr> <td>linear</td> <td>0.X</td> <td>±0.5</td> </tr> <tr> <td></td> <td>0.XX</td> <td>±0.25</td> </tr> <tr> <td></td> <td>0.XXX</td> <td>±0.1</td> </tr> <tr> <td>angular</td> <td>0°</td> <td>±2°</td> </tr> </table>	linear	0.X	±0.5		0.XX	±0.25		0.XXX	±0.1	angular	0°	±2°	appr	Pei-Ming Zheng	2014/02/16	product family	PwrBlade	rel level	Released
linear	0.X	±0.5																		
	0.XX	±0.25																		
	0.XXX	±0.1																		
angular	0°	±2°																		
					12ACP RIGHT ANGLE SOLDER HEADER		www.fci.com cat. no.	&model_name Product - Customer Drw	dwg no 51939-824	rev A										
sheet 1 of 4		PDS: Rev :A			STATUS:Released		Printed: Feb 17, 2014													

Print File : REV C - 2009-08-09

1

2

3

PDS: Rev :A

STATUS:Released

Printed: Feb 17, 2014



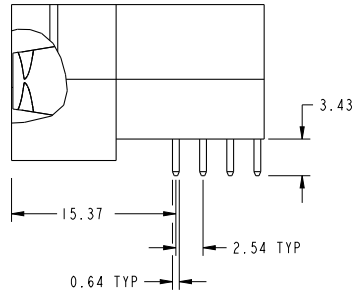
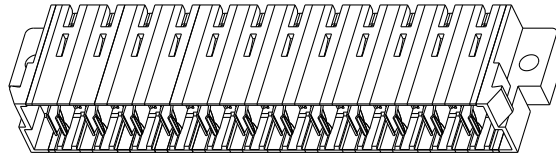
Copyright FCI.

A

B

C

D



BROKEN-OUT SECTION B-B  
SCALE 2:1

dr	Luo Weller	2014/01/06	projection	MM	size	A4	scale	1:1
eng	Luo Weller	2014/02/16			ecn no	-		
chr	-	-	product family	PwrBlade	rel level	<b>Released</b>		
appr	Pei-Ming Zheng	2014/02/16			dwg no	51939-824		rev
		cat. no.	&model_name	Product - Customer Drw	sheet 2 of 4			

Prod File : REV C - 2009-06-09

1

2

3

PDS: Rev :A

STATUS:Released

Printed: Feb 17, 2014



Copyright FCI.

A

B

C

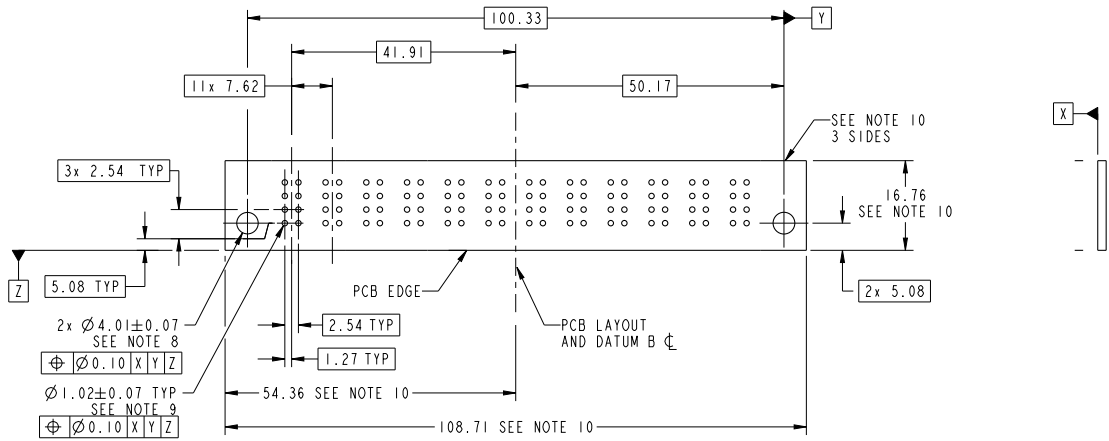
D

A

B

C

D



RECOMMENDED PCB LAYOUT

dr	Luo Weller	2014/01/06	projection	MM	size	A4	scale	1:1
eng	Luo Weller	2014/02/16			ecn no	-	rel level	Released
chr	-	-	product family	PwrBlade				
appr	Pei-Ming Zheng	2014/02/16			dwg no	51939-824	rev	A
		title		12ACP				
www.fci.com		cat. no.		&model_name		Product - Customer Drw		sheet 3 of 4

Print File - REV C - 2009-06-09

1

2

3

PDS: Rev :A

STATUS:Released

Printed: Feb 17, 2014



Copyright FCI.

NOTES:

1. DIMENSIONS AND TOLERANCES ARE IN ACCORDANCE WITH ASME Y14.5M, 1994 UNLESS OTHERWISE SPECIFIED.

CONNECTOR NOTES:

- 2. HOUSING MATERIAL: UL 94 V-0 GLASS FILLED HIGH-TEMP THERMOPLASTIC  
POWER CONTACT MATERIAL: COPPER ALLOY  
SIGNAL PIN MATERIAL: COPPER ALLOY
- 3. SEE ITEM 1 & 2 IN PRINT 10064183 FOR PLATING SPEC OF 51939-824 AND 51939-824LF RESPECTIVELY.
- 4. MANUFACTURER'S NAME, DATE CODE AND OPTIONAL P/N TO APPEAR ON THIS SURFACE. THE P/N CAN BE OMITTED IF THERE IS NOT ENOUGH SPACE ON THIS SURFACE.
- 5. PRODUCT SPECIFICATION GS-12-149.  
APPLICATION SPECIFICATION BUS-20-067.
- 6. PACKAGED IN TRAYS.

PCB NOTES:

- 7. ALL HOLE DIAMETERS ARE FINISHED HOLE SIZE.
- 8. MOUNTING HOLES, WHERE APPLICABLE, ARE UNPLATED.
- 9.  $\varnothing 1.151 \pm 0.025$  DRILLED HOLES PLATED WITH 0.008 MIN SnPb OR Sn OVER 0.03 TO 0.08 Cu PLATING TO ACHIEVE  $\varnothing 1.02 \pm 0.07$  HOLE.
- 10. CONNECTOR KEEP-OUT ZONE.

dr	Luo Weller	2014/01/06	projection		MM	size	A4	scale	1:1	
eng	Luo Weller	2014/02/16	chr			-	ecn no	-		
appr	Pei-Ming Zheng	2014/02/16	product family	PwrBlade		rel level	Released			
		title	I2ACP RIGHT ANGLE SOLDER HEADER			dwg no	51939-824		rev	A
www.fci.com		cat. no.	&model_name	Product - Customer Drw			sheet 4 of 4			

Print File - REV C - 2009-06-09

