

Excellent Integrated System Limited

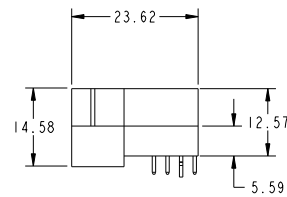
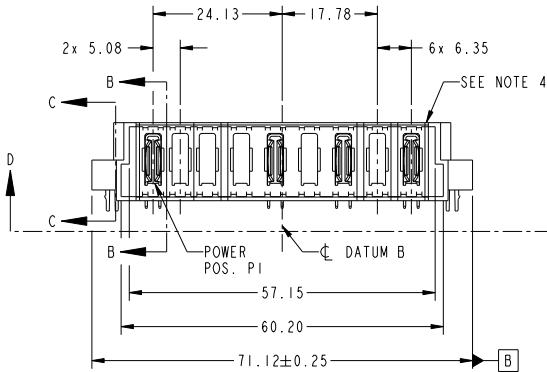
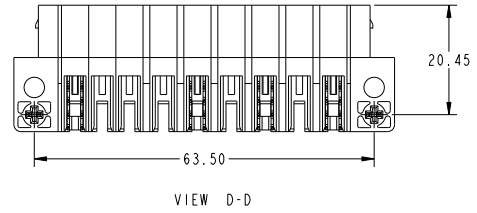
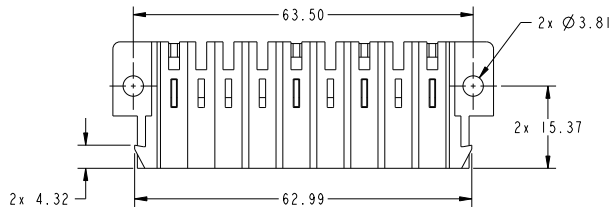
Stocking Distributor

Click to view price, real time Inventory, Delivery & Lifecycle Information:

[FCI](#)
[51939-941LF](#)

For any questions, you can email us directly:
sales@integrated-circuit.com

PRODUCT NO.	POWER										
	E1	P1	P2	P3	P4	P5	P6	P7	P8	P9	E2
51939-941-- NOTE 3		PA	X	X	X	PA	X	PA	X	PA	



CODE	DIM "M" MATING LENGTH	CONTACT TYPE
PA	[N/A]	POWER
HA	[N/A]	HOLD-DOWN
X		OMITTED

spec ref	*	dr	De-Ming Lu	2014/12/12	projection	MM	size	A4	scale	1:1
tolerance std	ASME Y14.5	eng	De-Ming Lu	2014/12/29		PwrBlade	ecn no	-	rel level	Released
TOLERANCES UNLESS OTHERWISE SPECIFIED		chr	-	-			app	Pei-Ming Zheng	2014/12/29	product family
surface	linear	0.X	±0.5		RIGHT ANGLE SOLDER HEADER		dwg no	51939-941	rev	A
		0.XX	±0.25		www.fci.com	cat. no.	-	Product - Customer Drw	sheet 1 of 4	
	angular	0°	±2°							

PAGE FILE: REV C - 2009-06-09

1

2

3

PDS: Rev :A

STATUS:Released

Printed: Dec 31, 2014

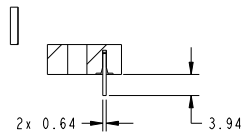


Copyright FCI.

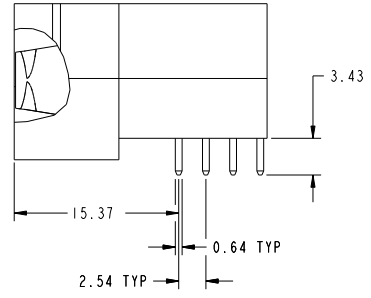
D

PRODUCT NUMBER

51939-941LF
NOTE: 3



SECTION C-C



BROKEN-OUT SECTION B-B
SCALE 2:1

dr	De-Ming Lu	2014/12/12	projection	MM	size	A4	scale	1:1
eng	De-Ming Lu	2014/12/29			ecn no	-	rel level	
chr	-	-	product family	PwrBlade	Released			
appr	Pei-Ming Zheng	2014/12/29			title	9P		dwg no
www.fci.com			cat. no.		-		Product - Customer Drw	
						51939-941	rev	A
						sheet 2 of 4		

Part File : REV C - 2014-06-09

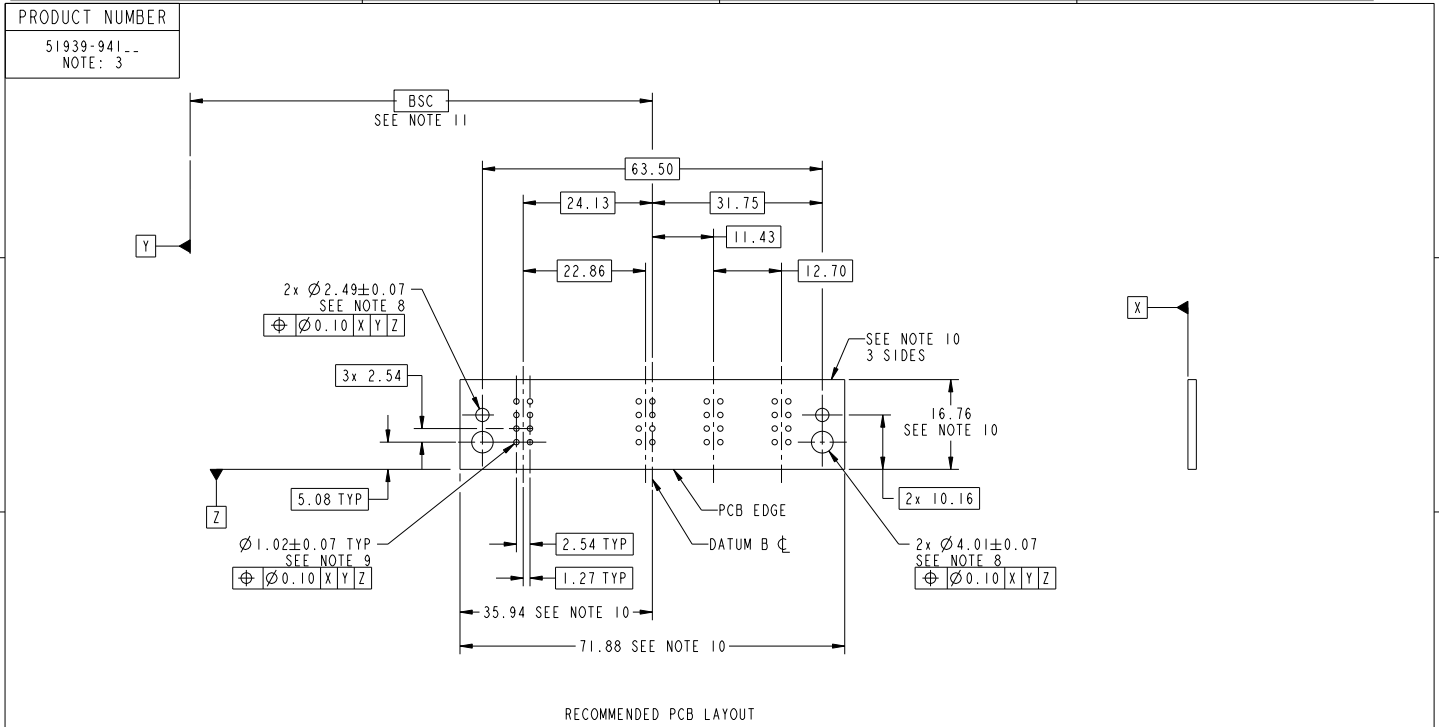
PDS: Rev :A

STATUS:Released

Printed: Dec 31, 2014



Copyright FCI.



dr	De-Ming Lu	2014/12/12	projection	MM	size	A4	scale	1:1
eng	De-Ming Lu	2014/12/29			ecn no	-		
chr	-	-	product family	PwrBlade	rel level	Released		
appr	Pei-Ming Zheng	2014/12/29			title	9P		rev
www.fci.com			cat. no.	-	Product - Customer Drw	51939-941	A	sheet 3 of 4

Part File: REV C - 2014-06-09

PDS: Rev :A

STATUS:Released

Printed: Dec 31, 2014



Copyright FCI.

PRODUCT NUMBER

51939-941--
NOTE: 3

NOTES:

1. DIMENSIONS AND TOLERANCES ARE IN ACCORDANCE WITH ASME Y14.5M, 1994 UNLESS OTHERWISE SPECIFIED.

CONNECTOR NOTES:

- 2. HOUSING MATERIAL: UL 94 V-0 GLASS FILLED HIGH-TEMP THERMOPLASTIC
POWER CONTACT MATERIAL: COPPER ALLOY
SIGNAL PIN MATERIAL: COPPER ALLOY
 - 3. SEE ITEM 1 & 2 IN PRINT 10064183 FOR PLATING SPEC OF 51939-941 AND 51939-941LF RESPECTIVELY.
 - 4. MANUFACTURER'S NAME, DATE CODE AND OPTIONAL P/N TO APPEAR ON THIS SURFACE. THE MARK CAN BE OMITTED IF THERE IS NOT ENOUGH SPACE ON THIS SURFACE.
 - 5. PRODUCT SPECIFICATION GS-12-149.
APPLICATION SPECIFICATION BUS-20-067.
 - 6. PACKAGED IN TRAYS.
- PCB NOTES:**
- 7. ALL HOLE DIAMETERS ARE FINISHED HOLE SIZE.
 - 8. MOUNTING HOLES, WHERE APPLICABLE, ARE UNPLATED.
 - 9. $\varnothing 1.151 \pm 0.025$ DRILLED HOLES PLATED WITH 0.008 MIN SnPb OR Sn OVER 0.03 TO 0.08 Cu PLATING TO ACHIEVE $\varnothing 1.02 \pm 0.07$ HOLE.
 - 10. CONNECTOR KEEP-OUT ZONE.
 - 11. DATUM AND BASIC DIMENSIONS ARE ESTABLISHED BY CUSTOMER.

dr	De-Ming Lu	2014/12/12	projection 	MM ←→	size	A4	scale	1:1			
eng	De-Ming Lu	2014/12/29			ec n no	-					
chr	-	-			rel level	Released					
appr	Pei-Ming Zheng	2014/12/29	product family	PwrBlade	www.fci.com	title	9P RIGHT ANGLE SOLDER HEADER	dwg no	51939-941	rev	A
			cat. no.	-	Product - Customer Drw		sheet 4 of 4				

Part File -- REV C -- 2014-06-09

