

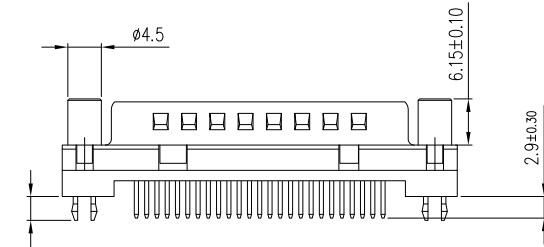
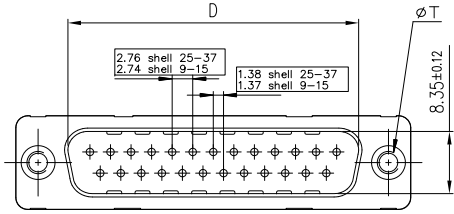
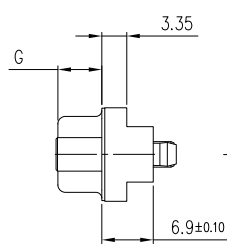
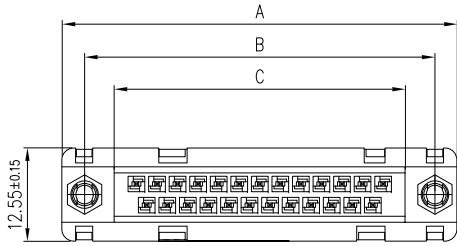
## Excellent Integrated System Limited

Stocking Distributor

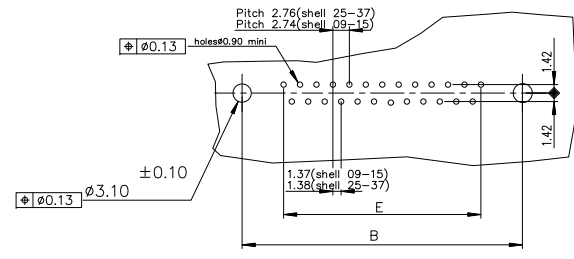
Click to view price, real time Inventory, Delivery & Lifecycle Information:

[FCI](#)  
[D09P34A6GV00LF](#)

For any questions, you can email us directly:  
[sales@integrated-circuit.com](mailto:sales@integrated-circuit.com)



PC card drilling dimensions(after plating)  
(thickness 1.60±0.20mm)



PART NUMBER									
SHELL	A±0.38	B±0.12	C±0.10	D±0.25	E±0.07	G	200 Mating cycles	500 Mating cycles	
09	30.81	24.99	16.96	16.79	10.96	5.90±0.15	D09P34A4**00LF	D09P34A6**00LF	
15	39.14	33.32	25.18	25.12	19.18	5.90±0.15	D15P34A4**00LF	D15P34A6**00LF	
25	53.03	47.04	39.12	38.84	33.12	5.70±0.25	D25P34A4**00LF	D25P34A6**00LF	
37	69.32	63.50	55.68	55.30	49.68	5.70±0.25	D37P34A4**00LF	D37P34A6**00LF	

GV -> ØT=UNC 4-40  
GI -> ØT=M3

GENERAL CHARACTERISTICS SEE: DRAWING C01-8646-0000

mat'l. code	surface	tolerance	projection	product family
-	ISO 1302	ISO 406 ISO 1001	MM	D-SUB
lfr	ecn no	dr	date	title
C	EX-20030	AB	2015-01-20	MALE FOR FOOTPRINT 6.90 STRAIGHT SOLDER TYPE
				scale 2:1
				dwg no
				sheet 1 of 1
				size
				A3
				type
				Product Customer Drawing
sheet index	revision sheet	C	1	