

## Excellent Integrated System Limited

Stocking Distributor

Click to view price, real time Inventory, Delivery & Lifecycle Information:

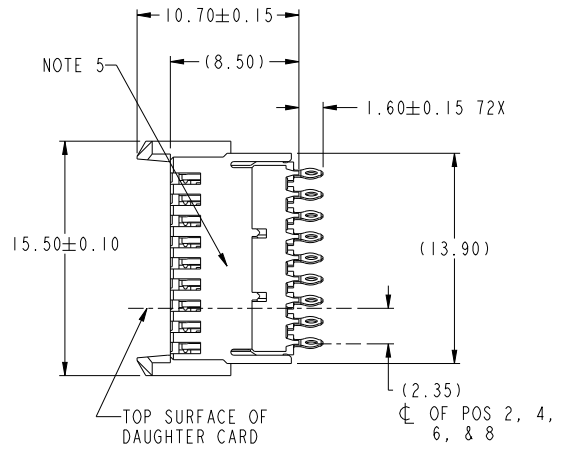
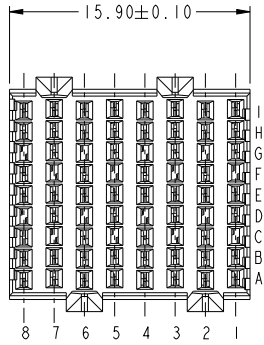
[FCI](#)

[10125811-102LF](#)

For any questions, you can email us directly:

[sales@integrated-circuit.com](mailto:sales@integrated-circuit.com)

PRODUCT NUMBER  
SEE TABLE, SHEET 5



spec ref	TOLERANCES UNLESS OTHERWISE SPECIFIED		dr	Sander See	20130922	projection	MM	size	A3	scale	4:1
tolerance std	ASME Y14.5		eng	Sander See	20131220			ecn no	-	rel level	Released
surface	linear	0.X ±0.3 0.XX ±0.10 0.XXX ±0.050	chr	-	product family			AirMax VS	rev	-	A
ASME Y14.5	angular	0° ±2°	appr	Chen-Hong Tan	20131220			cat. no.	10125811	Product - Customer Drw	sheet 1 of 4

Print Date - REV C - 2010-04-20

1

2

3

PDS: Rev :A

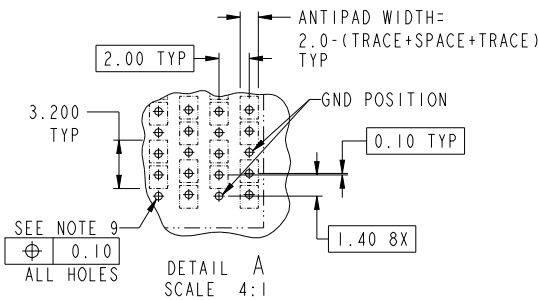
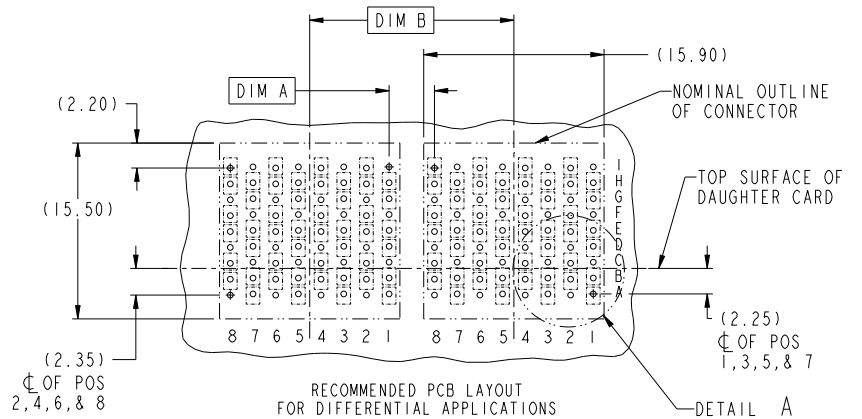
STATUS:Released

Printed: Dec 20, 2013



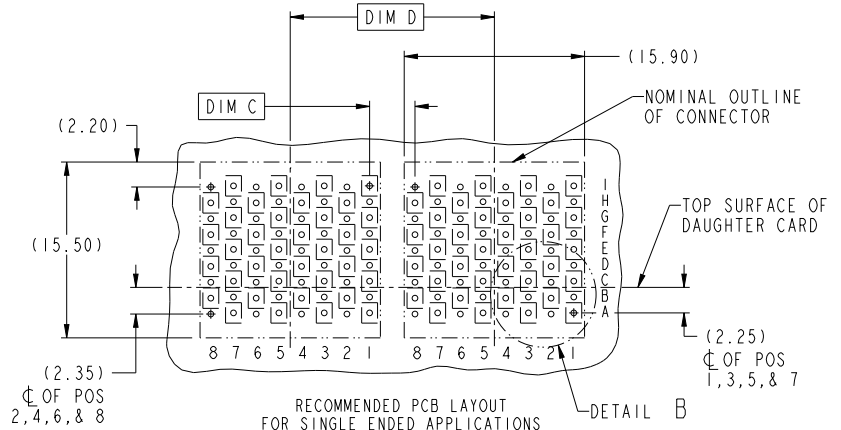
Copyright FCI.

ADJACENT HEADER WIDTHS	DIM A	DIM B
16MM/16MM	2.00	16.00
18MM/18MM	4.00	18.00
16MM/18MM	3.00	17.00

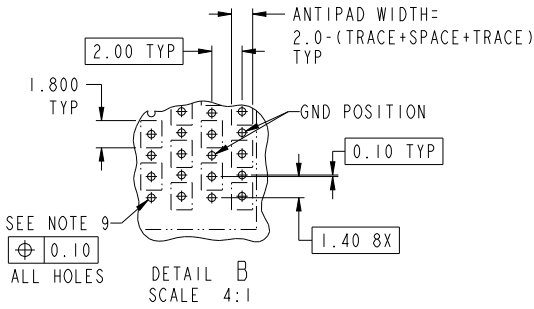


spec ref	dr Sander See 20130922	projection	MM	size A3	scale 3:1
tolerance std ASME Y14.5	eng Sander See 20131220	chr		ecn no	
	appr Chen-Hong Tan 20131220	product family		rel level	Released
surface 3.20	linear 0.X ±0.3 0.XX ±0.10 0.XXX ±0.050	FCJ title AirMax VS2 VERT RECEPT ASSY PRESS-FIT, 72POS, 16mm, GXT+	eng no 10125811	rev A	
ASME Y14.5	angular 0° ±2°	www.fci.com cat. no.	Product - Customer Drw	sheet 2 of 4	

ADJACENT HEADER WIDTHS	DIM C	DIM D
16MM/16MM	2.00	16.00
18MM/18MM	4.00	18.00
16MM/18MM	3.00	17.00

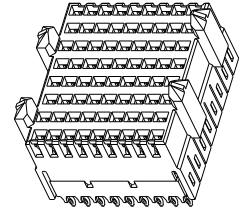


RECOMMENDED PCB LAYOUT FOR SINGLE ENDED APPLICATIONS COMPONENT SIDE (TWO ADJACENT FOOTPRINTS SHOWN) NOTES 6 & 7



spec ref	dr	Sander See	20130922	projection	MM	size	A3	scale	3:1
tolerance std	eng	Sander See	20131220			ecn no	rel level	Released	rev
ASME Y14.5	chr								
TOLERANCES UNLESS OTHERWISE SPECIFIED				product family					
surface	3.20	linear	0.X ±0.3		title AirMax VS2 VERT RECEPT ASSY PRESS-FIT, 72POS, 16mm, GXT+	dwg no 10125811			sheet 3 of 4
			0.XX ±0.10				Product - Customer Drw		
			0.XXX ±0.050				STATUS: Released		
ASME Y14.5		angular	0° ±2°	www.fci.com	cat. no.			Printed: Dec 20, 2013	

PART NUMBER	PRESS-FIT TAIL PLATING TYPE
10125811-102	TIN/LEAD ALLOY OVER NICKEL
10125811-102LF	TIN OVER NICKEL (LEAD FREE)



NOTES:

1. CONNECTOR MATERIALS:  
HOUSING & RETAINER: HIGH TEMP THERMOPLASTIC, NATURAL, UL94V-0  
IMLA PLASTIC: HIGH TEMP THERMOPLASTIC, BLACK, UL94V-0  
CONTACT: COPPER ALLOY
2. CONTACT PLATING:  
SEPARABLE INTERFACE: PERFORMANCE-BASED PLATING, QUALIFIED TO MEET THE REQUIREMENTS OF FCI PRODUCT SPECIFICATION GS-12-239, INCLUDING TELCORDIA GR-1217-CORE (November 1995) CENTRAL OFFICE TEST SEQUENCE.  
  
PRESS-FIT TAILS: SEE TABLE
3. PRODUCT SPECIFICATION: GS-12-239
4. APPLICATION SPECIFICATION: GS-20-035
5. PRODUCT MARKING, (PART NUMBER & LOT CODE), ON THIS SURFACE
6. REFER TO CUSTOMER DRAWING 10035911 FOR INFORMATION REGARDING PCB LAYOUT OF POWER AND GUIDE MODULES RELATIVE TO SIGNAL MODULES
7. POSITIONS F OF ODD NUMBERED COLUMNS AND POSITIONS G OF EVEN NUMBERED COLUMNS CORRESPOND TO EARLY MATE HEADER PINS
8. THERE IS NO GROUND BUSSING WITHIN THE CONNECTOR SYSTEM
9. REFER TO CUSTOMER DRAWING 10045979 FOR INFORMATION ON PCB HOLE DIAMETERS AND PLATING OPTIONS.
10. THIS PRODUCT MEETS EUROPEAN UNION DIRECTIVES AND OTHER COUNTRY REGULATIONS AS DESCRIBED IN GS-22-008.
11. THE HOUSING WILL WITHSTAND EXPOSURE TO 260°C PEAK TEMPERATURE FOR 40 SECONDS IN A CONVECTION, INFRA-RED OR VAPOR PHASE REFLOW OVEN.
12. PACKAGING MEETS GS-14-920 LEAD FREE LABELING SPECIFICATION.

spec ref	dr	20130922	projection	MM	size	A3	scale	3:1	
tolerance std	eng	20131209			ecn no	rel level	<b>Released</b>	rev	
ASME Y14.5	chr								
TOLERANCES UNLESS OTHERWISE SPECIFIED			product family	AirMax VS					
surface	linear	0.X ±0.3		<b>FCI</b>	title AirMax VS2 VERT RECEPT ASSY PRESS-FIT, 72POS, 16mm, GXT+	dwg no 10125811	cat. no.	Product - Customer Drw	sheet 4 of 4
		0.XX ±0.10							
		0.XXX ±0.050							
ASME Y14.5	angular	0° ±2°							

Print Date - DEC 20, 2013 04:09

1

2

3

PDS: Rev :A

STATUS:Released

Printed: Dec 20, 2013



Copyright FCI.