

Excellent Integrated System Limited

Stocking Distributor

Click to view price, real time Inventory, Delivery & Lifecycle Information:

[CTS Electronic Components](#)

[CER0021A](#)

For any questions, you can email us directly:

sales@integrated-circuit.com



CER0021A

1960 MHz PCS BPF

Rev 0 – Origin Date: July 11, 2005 – Revision Date: July 11, 2005

Features

- Low Loss
- Excellent Low Side Rejection
- Small Size


Description

Surface mount, silver (Ag) coated ceramic filter. Developed for use in PCS infrastructure applications.

Weight: 2.1 grams typical

Material: Filter is composed of a ceramic block plated with Ag.

Filter complies with RoHS standards.



Electrical Specifications

Parameter	Frequency (MHz)	Typical @ 25°C	Spec. @ 25°C
Passband Insertion Loss	1930-1990	1.7 dB	1.9 dB max
Passband Return Loss	1930-1990	14.5 dB	10.5 dB min
Attenuation	1742	40.0 dB	15.5 dB min
	2274	36.0 dB	26.5 dB min

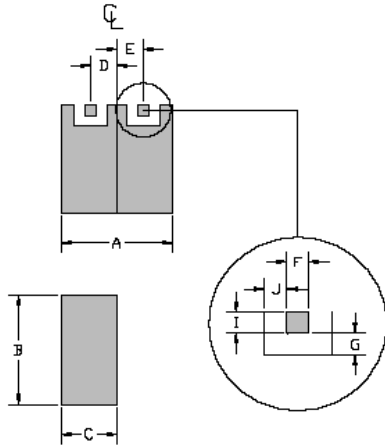
Note: Supplier shall test each filter to the critical electrical specifications of the above table. Any subsequent audits may deviate from in value due to measurement repeatability among different test systems. Such deviations shall not exceed the following limits:

Specification Allowance	
Insertion Loss	0.1 dB
Return Loss	1.0 dB
Stopbands	1.0 dB

*This product is covered by one or more of the following U.S. and foreign patents including: US 4,692,726;US 4,742,562; US 4,800,348;US 4,829,274;US 5,146,193;EP 0573597;DE 0573597;FR 0573597;JP 508149/92;KR 142171;US 5,162,760;US 5,218,329;US 5,250,916;US 5,327,109;US 5,488,335;CA 2114029;FR 9306297;GB 2273393;JP 3205337;KR 115113;CN 93106228.4;US 5,512,866;EP 0706719;DE 0706719;FR 0706719;GB 0706719;CN 95190359.4;US 5,602,518;US 5,721,520;US 5,745,018;EP 0910875;DE 0910875;DK 0910875;FR 0910875;GB 0910875;IE 0910875;JP 505182/98;KR 10-323013;US 5,994,978;US 6,462,629;CN 00810420.4;US 6,559,735;US 6,650,202;US 6,834,429. Other US and foreign patents pending.

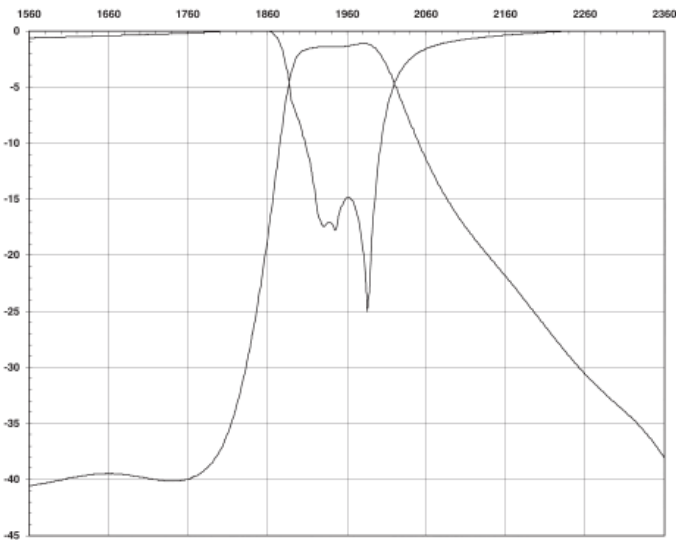
CTS Corporation 2006 reserves all copyrights in the layout, design and configuration of the patterns on this product.

Mechanical Drawing

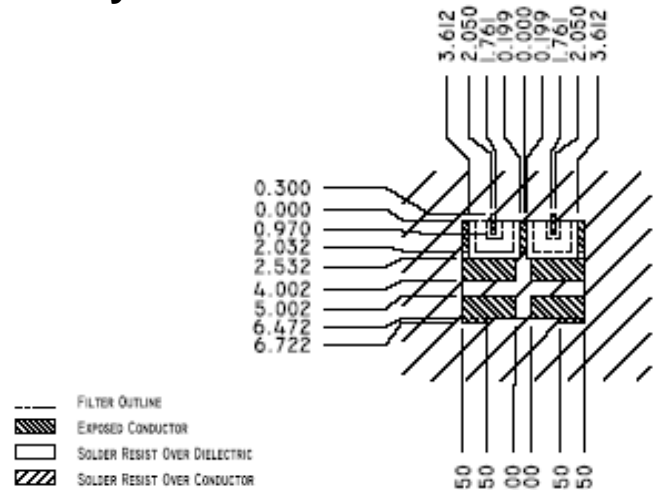


Dim	Nominal (mm)	Tolerance (mm) +/- or max
A	7.899	max
B	6.472	max
C	2.718	max
D	1.905	0.127
E	1.905	0.127
F	0.889	0.127
G	0.762	0.127
H		
I	1.27	0.127
J	0.762	0.127

Electrical response



PCB Layout



Packaging and Marking

DIMENSION	UNITS	SPECIFICATION
REEL DIAMETER	mm	330
REEL WEIGHT	kg	2.7
REEL QUANTITY	ea.	1000

