

## Excellent Integrated System Limited

Stocking Distributor

Click to view price, real time Inventory, Delivery & Lifecycle Information:

[CTS Electronic Components](#)

[CER0080B](#)

For any questions, you can email us directly:

[sales@integrated-circuit.com](mailto:sales@integrated-circuit.com)



# CER0080B

1600 MHz InMarSat Duplexer

Rev 4 – Origin Date: July 11, 2005 – Revision Date: March 3, 2006

## Features

- Low Loss
- Low Ripple
- High Rejection


## Description

Surface mount, silver (Ag) coated ceramic duplexer. Developed for use in InMarSat Infrastructure applications.

Weight: 22.1 grams typical

Material: Filter is composed of a ceramic block plated with Ag and a shield made of nickel silver plated steel.

Filter complies with RoHS standards.



## Electrical Specifications

Parameter	Frequency (MHz)	Typical @ 25°C	Spec. @ 25°C	Spec. over -40°C to +85°C
<b>TX to Antenna Response</b>				
Passband Insertion Loss	1626.5-1660.5	0.75 dB	0.9 dB max	1.0 dB max
Passband Ripple	1626.5-1660.5	0.2 dB	0.5 dB max	0.6 dB max
Passband Return Loss @ TX	1626.5-1660.5	14.5 dB	10.0 dB min	10.0 dB min
Attenuation:	1525-1559	64.2 dB	60.0 dB min	60.0 dB min
<b>Antenna to RX Response</b>				
Passband Insertion Loss	1525-1559	0.75 dB	0.9 dB max	1.0 dB max
Passband Ripple	1525-1559	0.15 dB	0.5 dB max	0.6 dB max
Passband Return Loss @ ANT	1525-1559	19.5 dB	10.0 dB min	10.0 dB min
Attenuation:	1626.5-1660.5	66.2 dB	65.0 dB min	65.0 dB min
<b>TX to RX Response</b>				
Rejection @ TX	1626.5-1660.5	68.0 dB	65.0 dB min	65.0 dB min
Rejection @ RX	1525-1559	63.0 dB	60.0 dB min	60.0 dB min
<b>Power into any port</b>		5 Watt max		

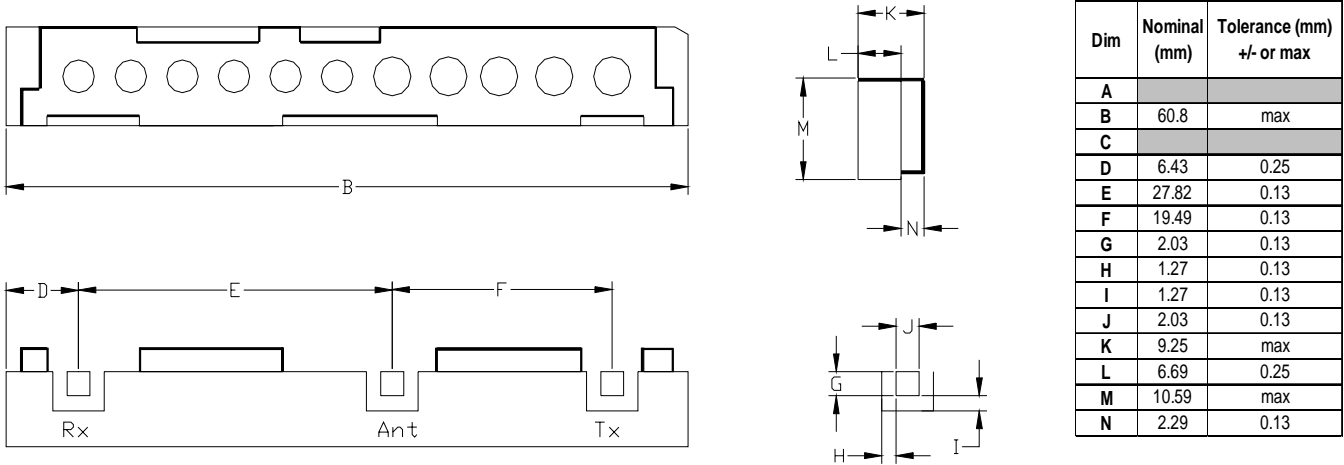
Note: Supplier shall test each filter to the critical electrical specifications of the above table. Any subsequent audits may deviate from in value due to measurement repeatability among different test systems. Such deviations shall not exceed the following limits:

Specification Allowance	
Insertion Loss	0.1 dB
Return Loss	1.0 dB
Stopbands	1.0 dB

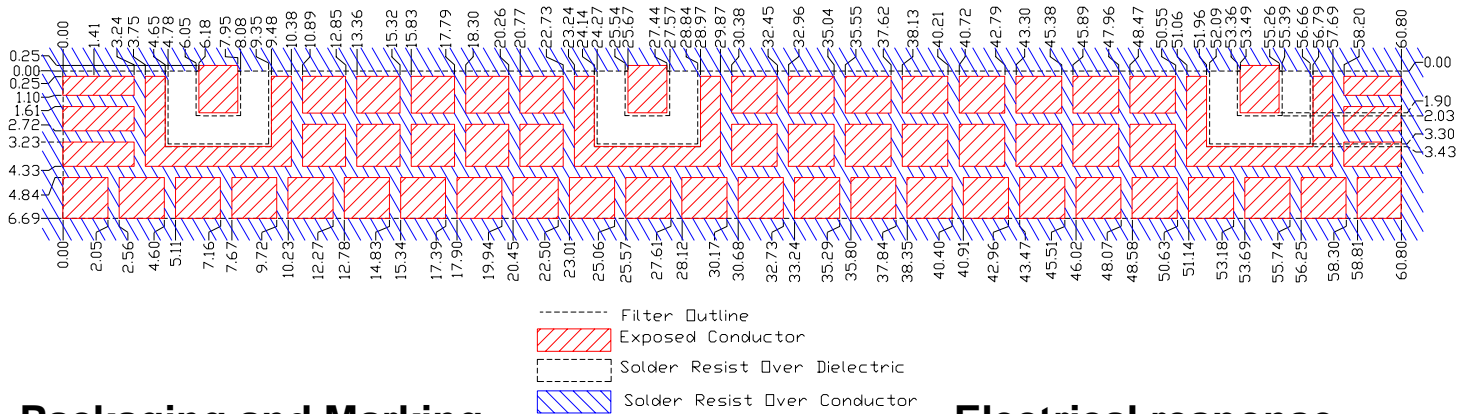
\*This product is covered by one or more of the following U.S. and foreign patents including: US 4,692,726;US 4,742,562; US 4,800,348;US 4,829,274;US 5,146,193;EP 0573597;DE 0573597;FR 0573597;JP 508149/92;KR 142171;US 5,162,760;US 5,218,329;US 5,250,916;US 5,327,109;US 5,488,335;CA 2114029;FR 9306297;GB 2273393;JP 3205337;KR 115113;CN 93106228.4;US 5,512,866;EP 0706719;DE 0706719;FR 0706719;GB 0706719;CN 95190359.4;US 5,602,518;US 5,721,520;US 5,745,018;EP 0910875;DE 0910875;DK 0910875;FR 0910875;GB 0910875;IE 0910875;JP 505182/98;KR 10-323013;US 5,994,978;US 6,462,629;CN 00810420.4;US 6,559,735;US 6,650,202;US 6,834,429.Other US and foreign patents pending.

\*CTS Corporation 2006 reserves all copyrights in the layout, design and configuration of the patterns on this product.\*

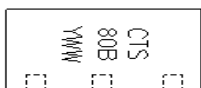
## Mechanical Drawing



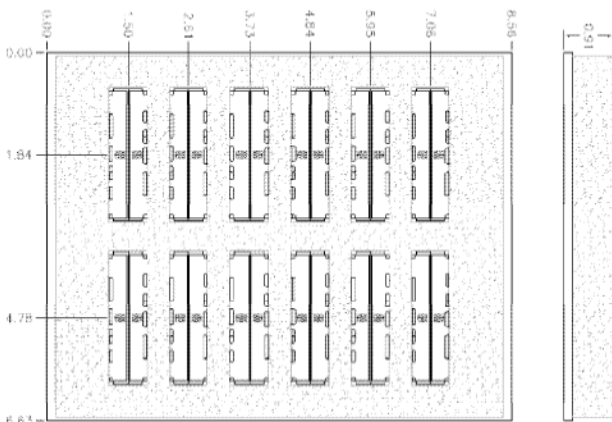
## PCB Layout



## Packaging and Marking



Product is shipped in preformed foam trays



The trays have 12 slots each with 2 filters per slot. Boxes are packed with 5 Trays per box for a total of 120 filters per box.

## Electrical response

