

Excellent Integrated System Limited

Stocking Distributor

Click to view price, real time Inventory, Delivery & Lifecycle Information:

[CTS Electronic Components](#)

[CER0357B](#)

For any questions, you can email us directly:

sales@integrated-circuit.com



CER0357B

1575 MHz BPF

Rev 0 – Origin Date: January 29, 2007 – Revision Date: January 29, 2007

Features

- Low Loss
- Excellent Rejection


Description

Surface mount, silver (Ag) coated ceramic filter.

Weight: 1.0 grams typical

Material: Filter is composed of a ceramic block coated with Ag.

Filter complies with RoHS standards.



Electrical Specifications

Parameter	Frequency MHz	Typical @ 25°C	Specification @ 25°C	Spec over -40°C to +85°C
Passband Iloss	1525 - 1625	-1.2	-1.5	-1.7
Passband Ripple	1525 - 1625	0.5	1.0	1.0
Passband Return Loss @ Port 1	1525 - 1625	-13.0	-10.0	-14.0
Passband Return Loss @ Port 2	1525 - 1625	-13.0	-10.0	-14.0
Attenuation	1400	-50.0	-40.0	-40.0
	1800	-43.0	-40.0	-40.0
Power into any port		1 Watt max		

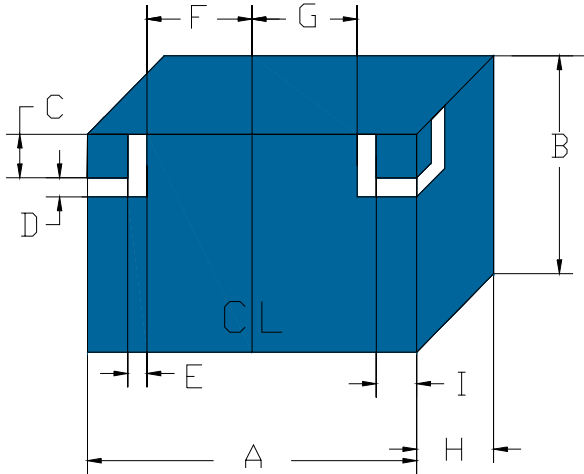
Note: Supplier shall test each filter to the critical electrical specifications of the above table. Any subsequent audits may deviate from in value due to measurement repeatability among different test systems. Such deviations shall not exceed the following limits:

Specification Allowance	
Insertion Loss	0.1 dB
Return Loss	1.0 dB
Stopbands	1.0 dB

*This product is covered by one or more of the following U.S. and foreign patents including: US 4,692,726;US 4,742,562; US 4,800,348; US 4,829,274;US 5,146,193;EP 0573597;DE 0573597;FR 0573597;JP 508149/92;KR 142171;US 5,162,760;US 5,218,329;US 5,250,916;US 5,327,109;US 5,488,335;CA 2114029;FR 9306297;GB 2273393;JP 3205337;KR 115113;CN 93106228.4;US 5,512,866;EP 0706719;DE 0706719;FR 0706719;GB 0706719;CN 95190359.4;US 5,602,518;US 5,721,520;US 5,745,018;EP 0910875;DE 0910875;DK 0910875;FR 0910875;GB 0910875;E 0910875;JP 505182/98;KR 10-323013;US 5,994,978;US 6,462,629;CN 00810420.4;US 6,559,735;US 6,650,202;US 6,834,429. Other US and foreign patents pending.

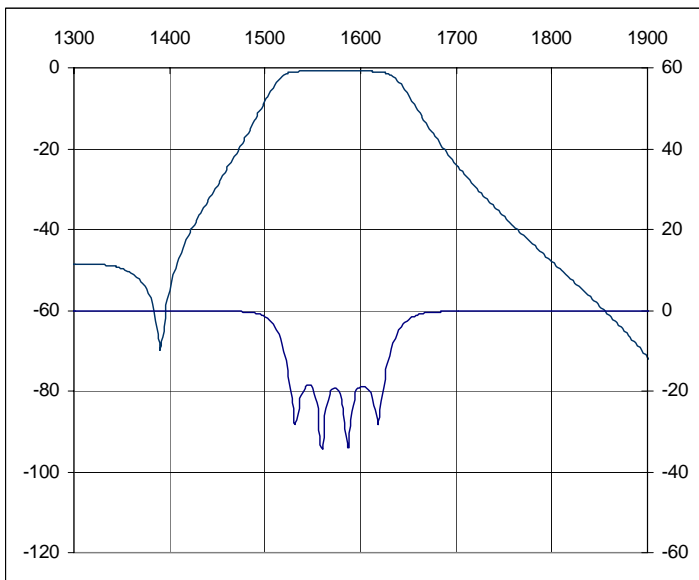
CTS Corporation 2006 reserves all copyrights in the layout, design and configuration of the patterns on this product.

Mechanical Drawing

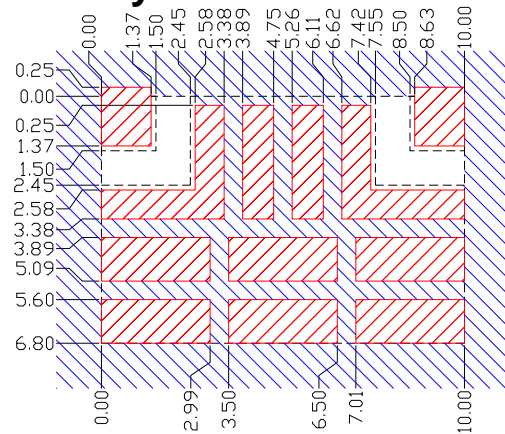


Dim	Nominal (mm)	Tolerance (mm) +/- or max
A	10.00	Max
B	6.80	Max
C	1.50	0.13
D	0.95	0.13
E	0.95	0.13
F	2.55	0.13
G	2.55	0.13
H	4.00	Max
I	1.50	0.13

Electrical response



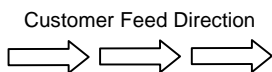
PCB Layout



- Filter Outline
- Exposed Conductor
- Solder Resist Over Dielectric
- Solder Resist Over Conductor

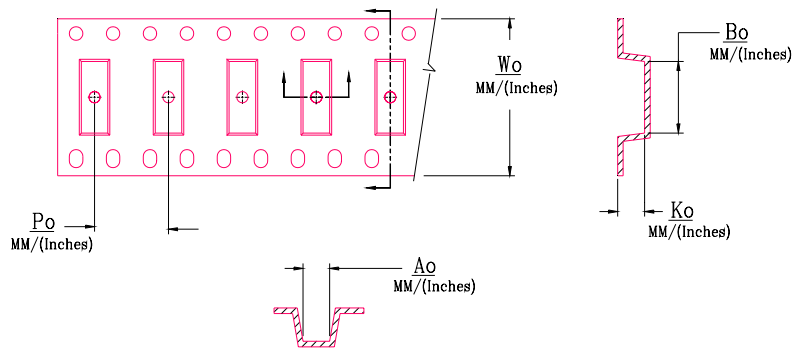
Packaging and Marking

DIMENSION	UNITS	SPECIFICATION
REEL DIAMETER	mm	330
REEL WEIGHT	kg	1.6
REEL QUANTITY	ea.	1000



Product Marking

CTS
57B
YWW



Wo	Ao	Bo	Ko	Po
Inches/mm	Inches/mm	Inches/mm	Inches/mm	Inches/mm
0.630"/16	0.283"/7.2	0.413"/10.5	0.161"/4.1	0.472"/12.00