

## Excellent Integrated System Limited

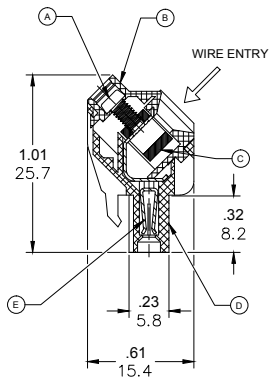
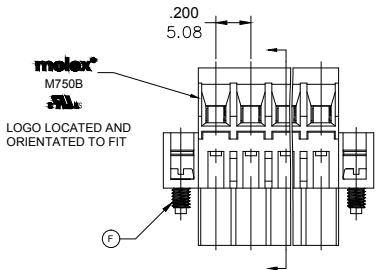
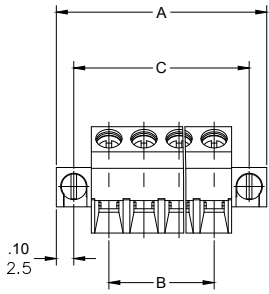
Stocking Distributor

Click to view price, real time Inventory, Delivery & Lifecycle Information:

[Molex Connector Corporation](#)  
[0397140009](#)

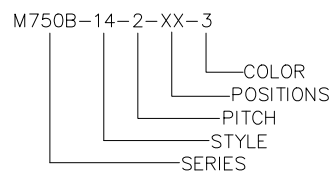
For any questions, you can email us directly:

[sales@integrated-circuit.com](mailto:sales@integrated-circuit.com)



PART NUMBER DATA									
CIRCUITS	PART NUMBER	ENGINEERING NUMBER	COLOR	A IN mm	B IN mm	C IN mm			
2	397140002	M750B-14-2-02-3	GREEN	.80	20.3	.200	5.08	.600	15.24
3	397140003	M750B-14-2-03-3	GREEN	1.00	25.4	.400	10.16	.800	20.32
4	397140004	M750B-14-2-04-3	GREEN	1.20	30.5	.600	15.24	1.000	25.40
5	397140005	M750B-14-2-05-3	GREEN	1.40	35.6	.800	20.32	1.200	30.48
6	397140006	M750B-14-2-06-3	GREEN	1.60	40.6	1.000	25.40	1.400	35.56
7	397140007	M750B-14-2-07-3	GREEN	1.80	45.7	1.200	30.48	1.600	40.64
8	397140008	M750B-14-2-08-3	GREEN	2.00	50.8	1.400	35.56	1.800	45.72
9	397140009	M750B-14-2-09-3	GREEN	2.20	55.9	1.600	40.64	2.000	50.80
10	397140010	M750B-14-2-10-3	GREEN	2.40	61.0	1.800	45.72	2.200	55.88
11	397140011	M750B-14-2-11-3	GREEN	2.60	66.0	2.000	50.80	2.400	60.96
12	397140012	M750B-14-2-12-3	GREEN	2.80	71.1	2.200	55.88	2.600	66.04
13		M750B-14-2-13-3	GREEN	3.00	76.2	2.400	60.96	2.800	71.12
14		M750B-14-2-14-3	GREEN	3.20	81.3	2.600	66.04	3.000	76.20
15		M750B-14-2-15-3	GREEN	3.40	86.4	2.800	71.12	3.200	81.28
16		M750B-14-2-16-3	GREEN	3.60	91.4	3.000	76.20	3.400	86.36
17		M750B-14-2-17-3	GREEN	3.80	96.5	3.200	81.28	3.600	91.44
18		M750B-14-2-18-3	GREEN	4.00	101.6	3.400	86.36	3.800	96.52
19		M750B-14-2-19-3	GREEN	4.20	106.7	3.600	91.44	4.000	101.59
20		M750B-14-2-20-3	GREEN	4.40	111.8	3.800	96.52	4.200	106.67

REF. LAST 2 DIGITS OF PART NUMBER EQUALS CIRCUIT COUNT



CONTACT FACTORY FOR OPTIONAL COLORS

SPECIFICATIONS

- MATERIAL:
  - A. SCREW: M2.5 STEEL, ZINC PLATED
  - B. BODY : PA66, UL94 V-0
  - C. BLOCK: BRASS, NI PLATED
  - D. COVER: PA66, UL94 V-0
  - E. CONTACT : Cu ALLOY
  - F. MTG. SCREW: M2.5 STEEL, ZINC PLATED
- WIRE SIZE: 28 TO 12AWG
- RATING: 300V, 15A
- MAX TORQUE : 4.5LBF. IN
- WIRE STRIP LENGTH: .24 IN. (6.00mm)
- OPERATING TEMPERATURE: -40°C TO +105°C
- DIMS SHOWN ARE FOR REFERENCE ONLY

RELEASED EC NO: JPC2014-178 DRWN: RSTONE 2014/04/11 CHKD: G. FARNS APPR: JFMURPHY 2014/10/16 A	QUALITY SYMBOL ▽=0 ▽=0	GENERAL TOLERANCES (UNLESS SPECIFIED)		DIMENSION STYLE IN/MM		SCALE ---	DESIGN UNITS METRIC	THIRD ANGLE PROJECTION	
		4 PLACES ±	±	DRAWN BY RSTONE	DATE 2014/04/11	TITLE <b>TERMINAL PLUG 5.08MM 45 DEGREE WIRE ENTRY WITH MOUNTING ENDS</b>			
		3 PLACES ±	±.005	CHECKED BY G. FARNS	DATE ---				
		2 PLACES ±0.13	±.01	APPROVED BY JFMURPHY	DATE 2014/10/16	MOLEX INCORPORATED			
1 PLACE ±0.3	±	ANGULAR ±°		MATERIAL NO.		DOCUMENT NO.		SHEET NO. 1 OF 1	
DRAFT WHERE APPLICABLE MUST REMAIN WITHIN DIMENSIONS				SEE CHART		SD-39714-001			
THIS DRAWING CONTAINS INFORMATION THAT IS PROPRIETARY TO MOLEX INCORPORATED AND SHOULD NOT BE USED WITHOUT WRITTEN PERMISSION									