

Excellent Integrated System Limited

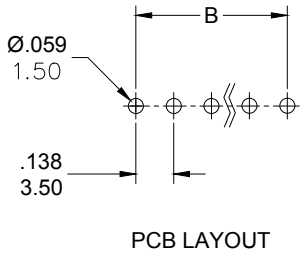
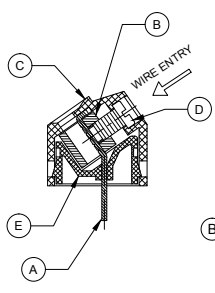
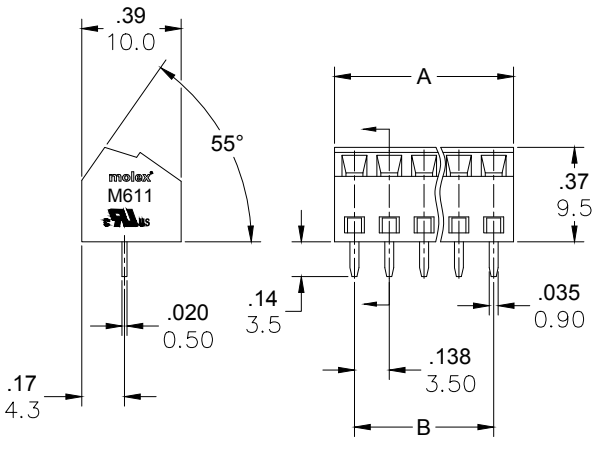
Stocking Distributor

Click to view price, real time Inventory, Delivery & Lifecycle Information:

[Molex Connector Corporation](#)
[0397470011](#)

For any questions, you can email us directly:

sales@integrated-circuit.com



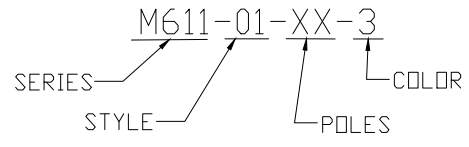
PART NUMBER DATA							
CIRCUITS	PART NUMBER	ENGINEERING NUMBER	COLOR	A IN mm	B IN mm		
2	397470002	M611-01-02-3	GREEN	.30	7.5	.138	3.50
3	397470003	M611-01-03-3	GREEN	.43	11.0	.276	7.00
4	397470004	M611-01-04-3	GREEN	.57	14.5	.413	10.50
5	397470005	M611-01-05-3	GREEN	.71	18.0	.551	14.00
6	397470006	M611-01-06-3	GREEN	.85	21.5	.689	17.50
7	397470007	M611-01-07-3	GREEN	.98	25.0	.827	21.00
8	397470008	M611-01-08-3	GREEN	1.12	28.5	.965	24.50
9	397470009	M611-01-09-3	GREEN	1.26	32.0	1.102	28.00
10	397470010	M611-01-10-3	GREEN	1.40	35.5	1.240	31.50
11	397470011	M611-01-11-3	GREEN	1.54	39.0	1.378	35.00
12	397470012	M611-01-12-3	GREEN	1.67	42.5	1.516	38.50
13	397470013	M611-01-13-3	GREEN	1.81	46.0	1.654	42.00
14	397470014	M611-01-14-3	GREEN	1.95	49.5	1.791	45.50
15	397470015	M611-01-15-3	GREEN	2.09	53.0	1.929	49.00
16	397470016	M611-01-16-3	GREEN	2.22	56.5	2.067	52.50

REF. LAST 2 DIGITS OF PART NUMBER EQUAL CIRCUIT COUNT

SPECIFICATIONS:

- MATERIAL:
 - A. TERMINAL: BRASS TIN PLATED
 - B. CAGE: BRASS NICKEL PLATED
 - C. BODY: PA66 UL94 V-0
 - D. SCREW: M2 STEEL ZINC PLATED
 - E. COVER: PA66 UL94 V-0
- RATING: 300V, 10A
- MAX TORQUE: 2.0 LB-IN.
- WIRE RANGE: 30-16 AWG
- WIRE STRIP: .20 IN (5.0mm)
- DIELECTRIC VOLTAGE WITHSTAND: AC 2000V FOR 1 MINUTE
- INSULATION RESISTANCE: DC 500V, 500MΩ
- RATED IMPULSE VOLTAGE: 4000V PLUS AND MINUS 5 TIMES EACH
- OPERATING TEMPERATURE: -40°C TO +105°C
- MAX. SOLDERING TEMP: 260°C (500°F) FOR 5 SECONDS
- DIMS SHOWN ARE FOR REFERENCE ONLY

ENGINEERING NUMBER LEGEND



CONTACT FACTORY FOR OPTIONAL COLORS

ADD: 13*16 POLE PINS EC NO: JPC2016/075 DRWN: RSTONE 10/24/14 CHKD: GARDEN 20/4/10/27 APPR: JF MURPHY 20/4/10/16 REV: B	QUALITY SYMBOL ▽=0 ▽=0	GENERAL TOLERANCES (UNLESS SPECIFIED) <table border="1"> <tr><th></th><th>mm</th><th>INCH</th></tr> <tr><td>4 PLACES</td><td>±---</td><td>±---</td></tr> <tr><td>3 PLACES</td><td>±---</td><td>±.005</td></tr> <tr><td>2 PLACES</td><td>±0.13</td><td>±.01</td></tr> <tr><td>1 PLACE</td><td>±0.3</td><td>±---</td></tr> </table> ANGULAR ±---°		mm	INCH	4 PLACES	±---	±---	3 PLACES	±---	±.005	2 PLACES	±0.13	±.01	1 PLACE	±0.3	±---	DIMENSION STYLE IN/MM DRAWN BY: RSTONE DATE: 2014/05/08 CHECKED BY: G FARNSW DATE: --- APPROVED BY: JFMURPHY DATE: 2014/10/16	SCALE: --- DESIGN UNITS: METRIC THIRD ANGLE PROJECTION	TITLE: EURO TERMINAL BLOCK 55 DEGREE 3.50MM MOLEX INCORPORATED MATERIAL NO. SD-39747-001 DOCUMENT NO. SD-39747-001 SHEET NO. 1 OF 1
		mm	INCH																	
	4 PLACES	±---	±---																	
	3 PLACES	±---	±.005																	
2 PLACES	±0.13	±.01																		
1 PLACE	±0.3	±---																		
DRAFT WHERE APPLICABLE MUST REMAIN WITHIN DIMENSIONS		SIZE C	THIS DRAWING CONTAINS INFORMATION THAT IS PROPRIETARY TO MOLEX INCORPORATED AND SHOULD NOT BE USED WITHOUT WRITTEN PERMISSION																	