

## Excellent Integrated System Limited

Stocking Distributor

Click to view price, real time Inventory, Delivery & Lifecycle Information:

[JST Sales America Inc.](#)  
[WC-122](#)

For any questions, you can email us directly:

[sales@integrated-circuit.com](mailto:sales@integrated-circuit.com)

DWG: JUKCT-003-01-00

# JST

Hand crimping tool  
 Type: WC-122

## Features

Parallel action operation

Ratchet release

Easy readjustment of load

Contact locator with insulation-stop

Precisely ground profiles

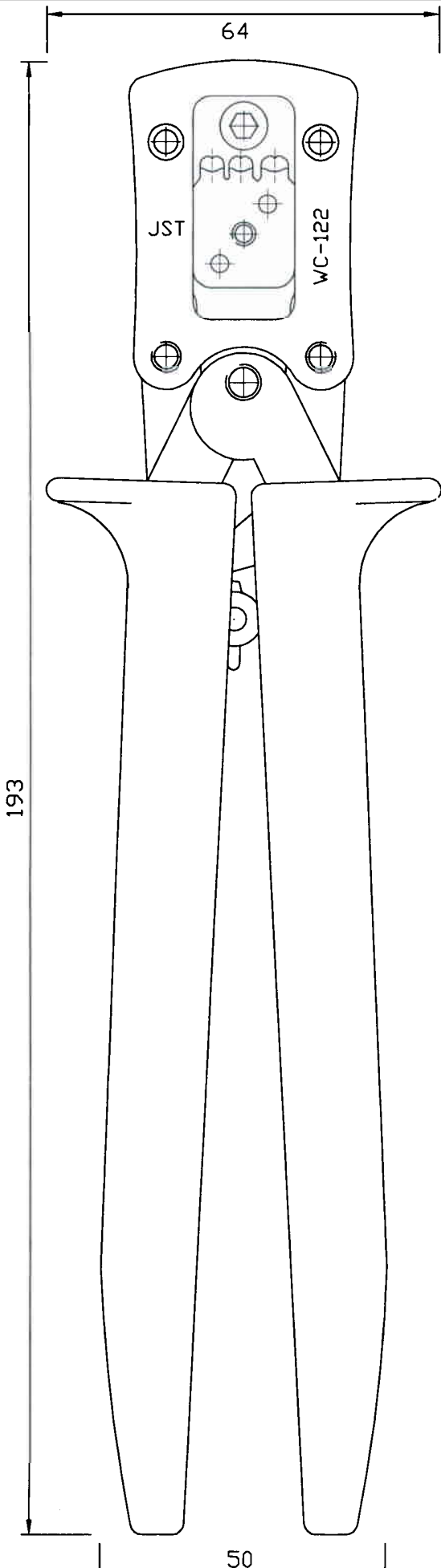
Ergonomic soft grips  
 colour: green

Fully recyclable

Applicable terminal:  
 ( )HF-001T-0.8BS

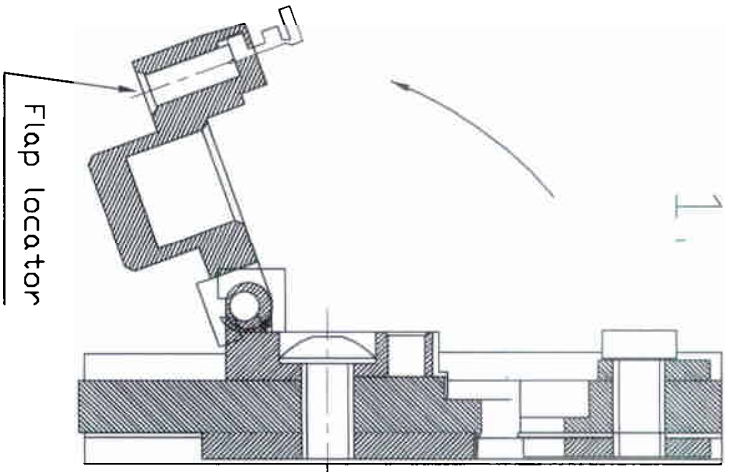
Cross section range:  
 Profile 1: 28 AWG/26AWG  
 Profile 2: 24 AWG  
 Profile 3: 22 AWG

Crimp height specification  
 28 AWG - 0.60mm-0.65mm  
 26 AWG - 0.70mm +/-0.05  
 24 AWG - 0.75mm +/-0.05  
 22 AWG - 0.80mm +/-0.05

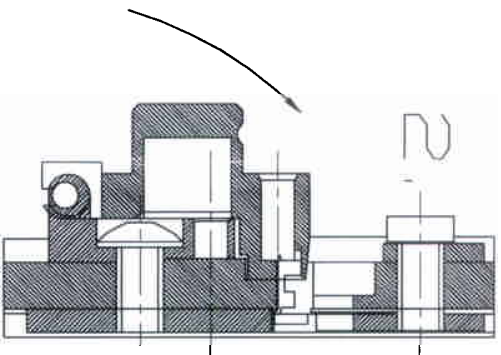


# OPERATION INSTRUCTIONS

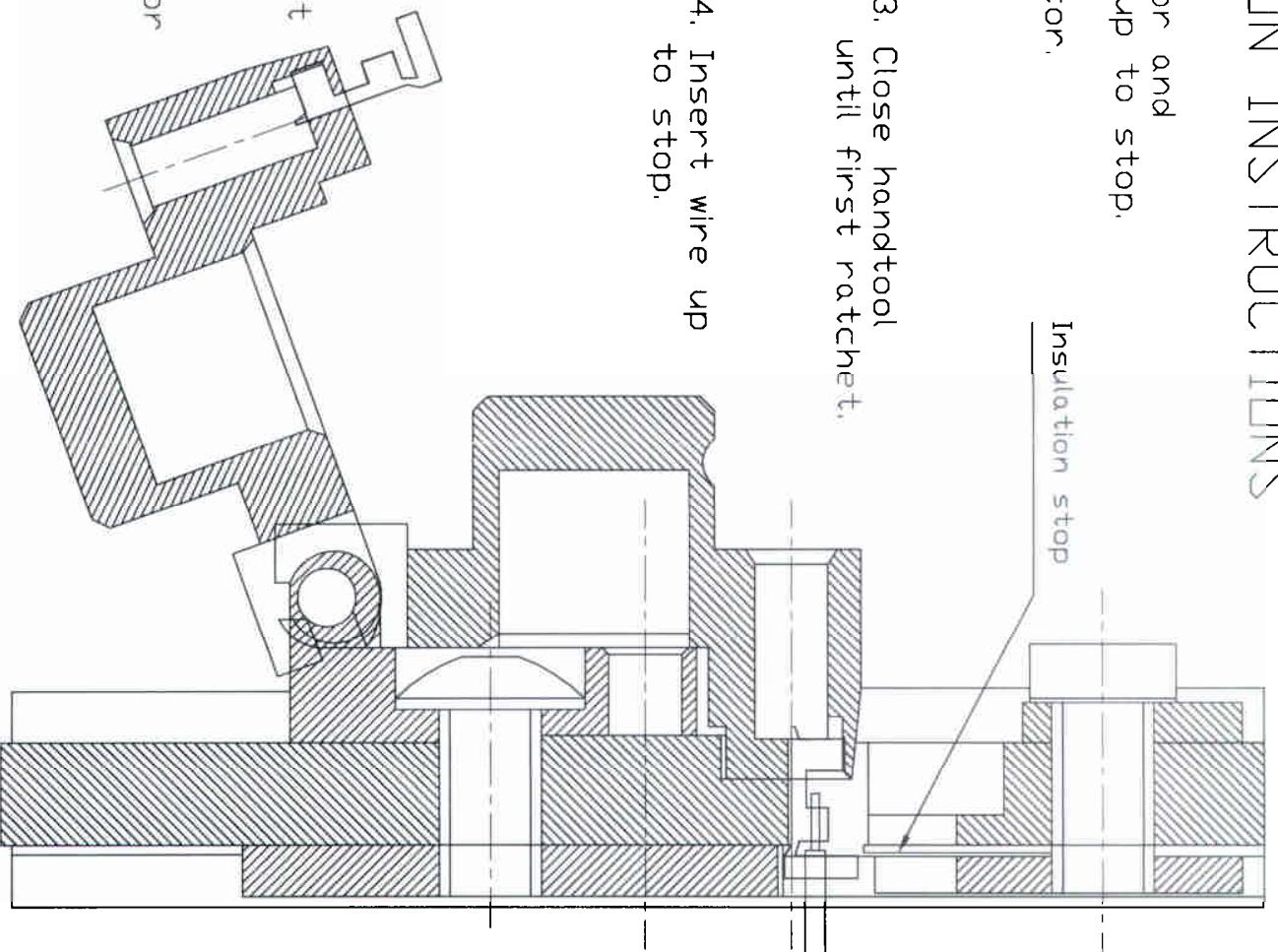
DWG: JUKCT-003-02-00



1. Open flap locator and insert contact up to stop.
2. Close flap locator.



3. Close handtool until first ratchet.
4. Insert wire up to stop.



5. Close handtool until the ratchet releases.
6. Open flap locator and carefully remove the wire.

