



**Distributor of TE Connectivity AMP Connectors: Excellent Integrated System Limited**  
Datasheet of 749019-1 - D-Sub Connector Plug, Male Pins 78 Position Through Hole Solder

Contact us: [sales@integrated-circuit.com](mailto:sales@integrated-circuit.com) Website: [www.integrated-circuit.com](http://www.integrated-circuit.com)

---

## **Excellent Integrated System Limited**

Stocking Distributor

Click to view price, real time Inventory, Delivery & Lifecycle Information:

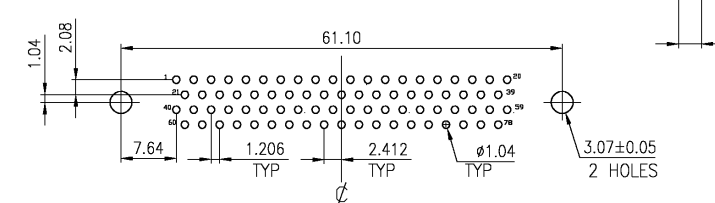
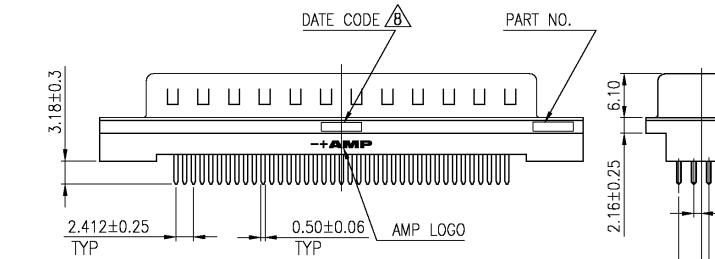
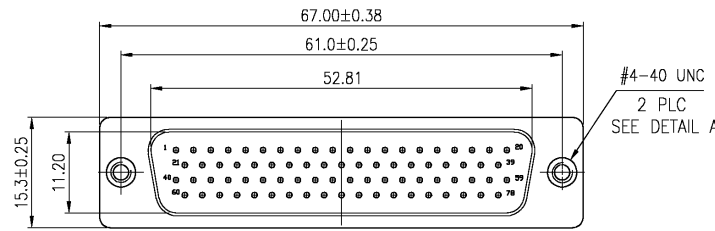
[TE Connectivity AMP Connectors](#)  
[749019-1](#)

For any questions, you can email us directly:

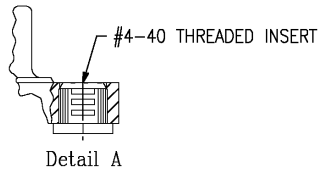
[sales@integrated-circuit.com](mailto:sales@integrated-circuit.com)

THIS DRAWING IS UNPUBLISHED. RELEASED FOR PUBLICATION  
 COPYRIGHT BY TYCO ELECTRONICS CORPORATION. ALL RIGHTS RESERVED.

LOC	DIST	REVISIONS			
P	LN	DESCRIPTION	DATE	DWN	APVD
J		REDRAWN PER EC 0513-0181-03	16OCT03	JG	CC



RECOMMENDED PCB LAYOUT



**MATERIAL:**

- Housing: PBT with 30% G.F polyester, color black, UL 94V-0 Rated.
- Contact: Brass.
- Contact Plated: Gold plated (see table) over 50µ Nickel underplated.
- Solder Tail: Sn/Pb plated 120µ" over 50µ Nickel underplated.
- Shell: Steel, Nickel plated
- Rivet: Brass, Nickel plated 30µ" Min.
- Packaged in trays.

The date code shall consist of 4 digits. A typical example is shown in Figure 1.

Year 01 45 Manufacturing Week

**ELECTRICAL CHARACTERISTICS:**

- Current rated: 2 AMPS (SIGNAL Application only)
- Voltage rating: 250 VAC
- Dielectric withstanding voltage 1000 V AC
- Insulation resistance 1000 MΩ min
- Contact resistance : 20 mΩ max.
- Operating temperature : -55°C to 105°C

Gold flash	749019-6
15 µ"	749019-5
30 µ"	749019-1
Contact Finish	Part Number

THIS DRAWING IS A CONTROLLED DOCUMENT.		DWN J.GERACE 16OCT03	 Tyco Electronics Corporation Harrisburg, Pa 17105
DIMENSIONS: MM		CHK C.CASH 16OCT03	
TOLERANCES UNLESS OTHERWISE SPECIFIED:		APVD M.WALMSLEY 16OCT03	NAME
0 PLC ± -			PLUG ASSEMBLY, SIZE 5, 78 POS, VERTICAL, FRONT METAL SHELL, WITH THREADED INSERTS, AMPLIMITE HD-22
1 PLC ± -			
2 PLC ± 0.2			SIZE
3 PLC ± 0.1			CAGE CODE
4 PLC ± -			DRAWING NO
ANGLES ± -			RESTRICTED TO
MATERIAL SEE NOTES	FINISH SEE NOTES	WEIGHT -	A3 00779 ©=749019
CUSTOMER DRAWING			SCALE 2:1 SHEET 1 OF 1 REV J