

## Excellent Integrated System Limited

Stocking Distributor

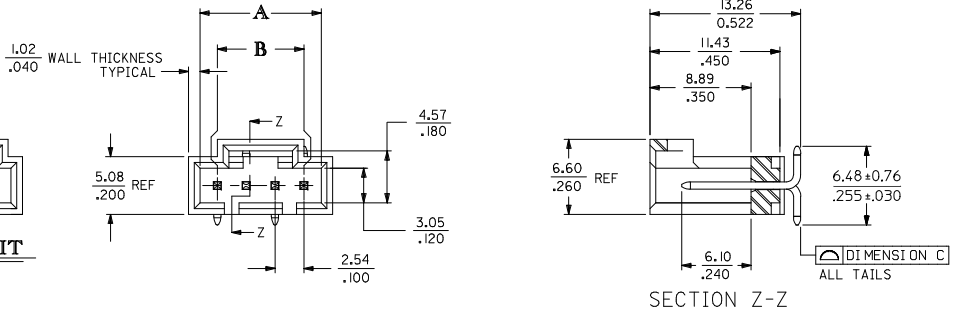
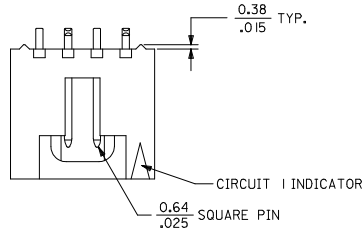
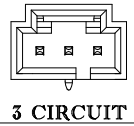
Click to view price, real time Inventory, Delivery & Lifecycle Information:

[Molex Connector Corporation](#)  
[0740991003](#)

For any questions, you can email us directly:

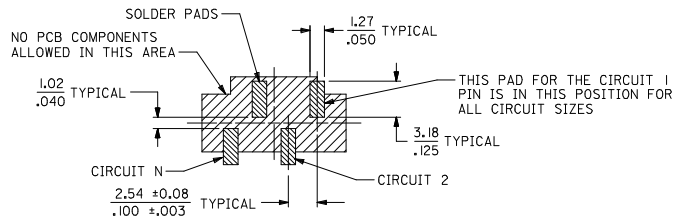
[sales@integrated-circuit.com](mailto:sales@integrated-circuit.com)

CKT. SIZE	DIMENSION A		DIMENSION B		DIMENSION C	
	MM	IN.	MM	IN.	MM	IN.
	3	8.13	.320	5.08	.200	0.15
4	10.67	.420	7.62	.300	0.15	.006
5	13.21	.520	10.16	.400	0.15	.006
6	15.75	.620	12.70	.500	0.15	.006
7	18.29	.720	15.24	.600	0.15	.006
8	20.83	.820	17.78	.700	0.15	.006
9	23.37	.920	20.32	.800	0.15	.006
10	25.91	1.020	22.86	.900	0.15	.006
11	28.45	1.120	25.40	1.000	0.15	.006
12	30.99	1.220	27.94	1.100	0.15	.006
13	33.53	1.320	30.48	1.200	0.15	.006
14	36.07	1.420	33.02	1.300	0.15	.006
15	38.61	1.520	35.56	1.400	0.15	.006
16	41.15	1.620	38.10	1.500	0.15	.006
17	43.69	1.720	40.64	1.600	0.15	.006
18	46.23	1.820	43.18	1.700	0.15	.006
19	48.77	1.920	45.72	1.800	0.15	.006
20	51.31	2.020	48.26	1.900	0.18	.007
21	53.85	2.120	50.80	2.000	0.18	.007
22	56.39	2.220	53.34	2.100	0.18	.007
23	58.93	2.320	55.88	2.200	0.18	.007
24	61.47	2.420	58.42	2.300	0.18	.007
25	64.01	2.520	60.96	2.400	0.18	.007



**NOTES:**

- HEADER MATERIAL: GLASS FILLED POLYESTER; UL94V-0; COLOR: BLACK  
PIN MATERIAL: PHOSPHOR BRONZE
- HEADER TO BE USED WITH OPTION "G" 70400 AND 70430 SERIES SL CONNECTORS.
- REFER TO MOLEX PRODUCT SPECIFICATION PS-70541.
- PRODUCT PACKAGED PER PK-70873-003.
- PLATINGS (SEE CHART ON SHEET 2):  
 TIN - .000150 MINIMUM TIN PLATE OVER NICKEL PLATE.  
 15 GOLD - .000015 MINIMUM GOLD PLATE IN SELECT AREA, .000075 MINIMUM TIN PLATE IN SELECT AREA, OVER NICKEL PLATE OVERALL.  
 30 GOLD - .000030 MINIMUM GOLD PLATE IN SELECT AREA, .000075 MINIMUM TIN PLATE IN SELECT AREA, OVER NICKEL PLATE OVERALL.



**RECOMMENDED PC BOARD LAYOUT**

CORRECT DIM ERROR EC NO: UCP2014-6665 DRAWN BY: DMORGAN 2013/07/16 CHECKED BY: CHKCHPOFF 2013/07/16 APPR: SMILLER 2013/07/16 DESCRIPTION:	QUALITY SYMBOLS ∇=0 ∇=0 ∇=0	GENERAL TOLERANCES (UNLESS SPECIFIED)		DIMENSION STYLE MM/IN		SCALE 4:1	DESIGN UNITS INCH	THIRD ANGLE PROJECTION	
		4 PLACES ±---	±---	DRAWN BY	DATE	TITLE SALES ASSY, SL VERTICAL HEADER, SMT W/ LATCH			
		3 PLACES ±---	±0.10	CHECKED BY	DATE	molex			
		2 PLACES ±0.25	±---	APPROVED BY	DATE	MATERIAL NO. DOCUMENT NO. SHEET NO. SD-74099-001 1 OF 2			
1 PLACE ±---	±---	ANGULAR ±1/2°		SEE TABLE		THIS DRAWING CONTAINS INFORMATION THAT IS PROPRIETARY TO MOLEX INCORPORATED AND SHOULD NOT BE USED WITHOUT WRITTEN PERMISSION			
0 PLACE ±---	±---	DRAFT WHERE APPLICABLE MUST REMAIN WITHIN DIMENSIONS							



Distributor of Molex Connector Corporation: Excellent Integrated System Limited

Datasheet of 0740991003 - CONN HEADER .100 VERT 3POS SMD

Contact us: sales@integrated-circuit.com Website: www.integrated-circuit.com

CIRCUIT SIZE	ASSEMBLY ITEM NUMBER	PLATING SEE NOTE 5	MATING END PLATING		P.C. BOARD END PLATING	
			TYPE	TYPE	TYPE	TYPE
3-25	-0003-0025	TIN	TIN	TIN		
3-24	-1003-1024	15 GOLD	GOLD	TIN		
3-24	-2003-2024	30 GOLD	GOLD	TIN		

CIRCUIT SIZE	ASSEMBLY ITEM NUMBER	ASSEMBLY ITEM NUMBER	ASSEMBLY ITEM NUMBER	ASSEMBLY ITEM NUMBER	ASSEMBLY ITEM NUMBER	ASSEMBLY ITEM NUMBER
3	74099-0003	74099-1003	74099-2003			
4	74099-0004	74099-1004	74099-2004			
5	74099-0005	74099-1005	74099-2005			
6	74099-0006	74099-1006	74099-2006			
7	74099-0007	74099-1007	74099-2007			
8	74099-0008	74099-1008	74099-2008			
9	74099-0009	74099-1009	74099-2009			
10	74099-0010	74099-1010	74099-2010			
11	74099-0011	74099-1011	74099-2011			
12	74099-0012	74099-1012	74099-2012			
13	74099-0013	74099-1013	74099-2013			
14	74099-0014	74099-1014	74099-2014			
15	74099-0015	74099-1015	74099-2015			
16	74099-0016	74099-1016	74099-2016			
17	74099-0017	74099-1017	74099-2017			
18	74099-0018	74099-1018	74099-2018			
19	74099-0019	74099-1019	74099-2019			
20	74099-0020	74099-1020	74099-2020			
21	74099-0021	74099-1021	74099-2021			
22	74099-0022	74099-1022	74099-2022			
23	74099-0023	74099-1023	74099-2023			
24	74099-0024	74099-1024	74099-2024			
25	74099-0025					

SEE SHEET 1 EC NO: UCP2014-1669 T DRW: DMORGAN 2013/07/18 CHKD: MPOFF 2013/07/18 APPR: SMILLER 2013/07/18 REV	QUALITY SYMBOLS 	GENERAL TOLERANCES (UNLESS SPECIFIED)		DIMENSION STYLE MM/IN		SCALE 1:1	DESIGN UNITS INCH	THIRD ANGLE PROJECTION
		4 PLACES ± --- ± --- 3 PLACES ± --- ± .010 2 PLACES ± 0.25 ± --- 1 PLACE ± --- ± --- 0 PLACE ± --- ± ---	DRAWN BY BBARKER DATE 03/06/18	CHECKED BY DMORGAN DATE 03/06/18	APPROVED BY SMILLER DATE 2013/07/26	TITLE SALES ASSY, SL VERTICAL HEADER, SMT W/ LATCH		
DRAFT WHERE APPLICABLE MUST REMAIN WITHIN DIMENSIONS		ANGULAR ±1/2°		MATERIAL NO. SEE TABLE		DOCUMENT NO. SD-74099-001		SHEET NO. 2 OF 2