

Excellent Integrated System Limited

Stocking Distributor

Click to view price, real time Inventory, Delivery & Lifecycle Information:

[E-T-A](#)
[2-6500-P10-10A](#)

For any questions, you can email us directly:
sales@integrated-circuit.com

E-T-A® Motor Protection Control 2-6500-...

Description

Bimetal operated single pole motor protection control with automatic reset actuation, small physical size, reliable snap-action mechanism.

Caution: In specifying this product, care should be taken to ensure that automatic motor re-start does not represent a safety hazard.

Typical applications

Motors, transformers, extra low voltage wiring.

Ordering information

Type No.	
2-6500	surface type with flange
Terminal design	
P10	blade terminals 6.3-0.8 (QC .250)
Shunt terminal (optional)	
A3	blade terminals or solder terminals; max. load 5 A
Current ratings	
0.1...10 A	
2-6500 - P10 - ... - 6 A ordering example	

The exact part number required can be built up from the table of choices shown above. Ordering references for optional features should be omitted if not required.

Standard current ratings and typical internal resistance values

Current rating (A)	Internal resistance (Ω)	Current rating (A)	Internal resistance (Ω)
0.1	140	2	0.47
0.2	47.5	2.5	0.33
0.3	20.5	3	0.212
0.4	11.4	3.5	0.155
0.5	7.25	4	0.107
0.6	5.35	4.5	0.095
0.7	3.8	5	0.072
0.8	2.95	6	0.054
1	1.92	7	0.032
1.2	1.32	8	0.02
1.5	0.85	9	< 0.02
1.8	0.59	10	< 0.02

Approvals

Authority	Standard	Rated voltage	Current ratings
UL	UL 1077	AC 250 V DC 28 V	0.1 A...15 A 0.1 A...15 A
CSA	C22.2 No 235	AC 250 V DC 28 V	0.1 A...15 A 0.1 A...15 A



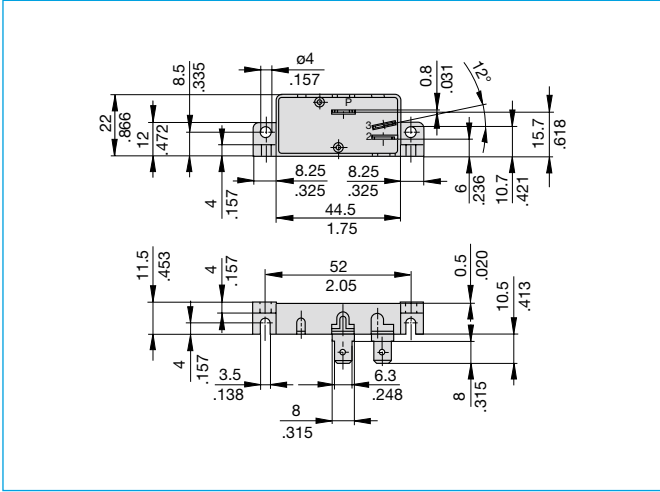
2-6500-...

Technical data

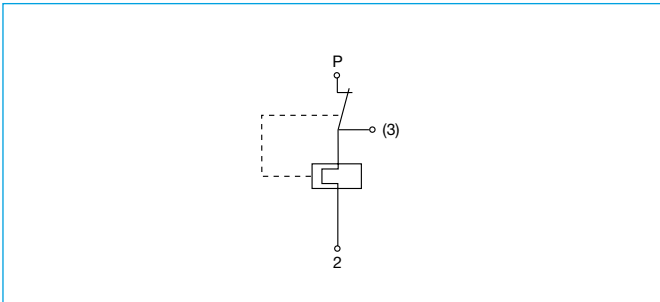
Voltage rating	AC 250 V (50/60 Hz); DC 28 V	
Current ratings	0.1...10 A (up to 15 A upon request)	
Typical life	100,000 operations at 2 x I _N Protection is ensured for 18 days of continuous locked rotor condition with I _k ≤ 6 x I _N , max. 30 A (unsupervised duty)	
Ambient temperature	-10...+60 °C (-10...+140 °F)	
Insulation co-ordination (IEC 60664 and 60664 A)	rated impulse withstand voltage	pollution degree 3
Dielectric strength (IEC 60664 and 60664A)	test voltage AC 2,000 V	
Insulation resistance	> 100 MΩ (DC 500 V)	
Interrupting capacity	8 x I _N (co-co-co)	
Reset time at 23 °C	≥ 30 sec ≤ 70 sec	
Degree of protection (IEC 60529/DIN 40050)	housing IP30 terminal area IP00	
Vibration	5 g (57-500 Hz) ± 0.38 mm (10-57 Hz) to IEC 60068-2-6, test Fc 10 frequency cycles/axis	
Shock	15 g (11 ms) test to IEC 60068-2-27, test Ea	
Corrosion	48 hours at 5 % salt mist to IEC 60068-2-11, test Ka	
Humidity	240 hours at 95 % RH to IEC 60068-2-78, test Cab	
Mass	approx. 20 g	

E-T-A® Motor Protection Control 2-6500-...

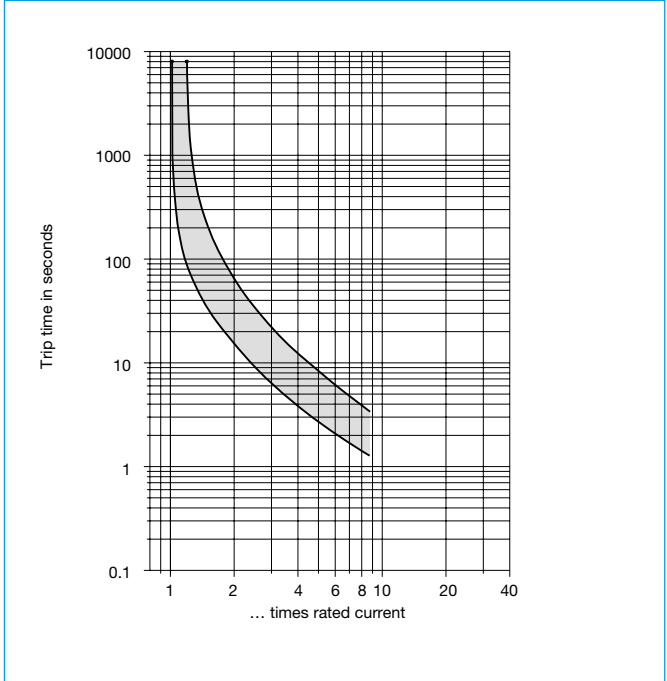
Dimensions



Internal connection diagram



Typical time/current characteristics at +23 °C/+73.4 °F



The time/current characteristic curve depends on the ambient temperature prevailing. In order to eliminate nuisance tripping, please multiply the circuit breaker current ratings by the derating factor shown below. See also section Technical information.

Ambient temp. °F	+14	+32	+50	+73.4	+86	+104	+122	+140
°C	-10	0	+10	+23	+30	+40	+50	+60
Derating factor	0.84	0.92	1	1	1	1.08	1.16	1.24

This is a metric design and millimeter dimensions take precedence ($\frac{mm}{inch}$)

All dimensions without tolerances are for reference only. In the interest of improved design, performance and cost effectiveness the right to make changes in these specifications without notice is reserved. Product markings may not be exactly as the ordering codes. Errors and omissions excepted.

2