

Excellent Integrated System Limited

Stocking Distributor

Click to view price, real time Inventory, Delivery & Lifecycle Information:

[EPCOS \(TDK\)](#)
[B39202B4170U510](#)

For any questions, you can email us directly:

sales@integrated-circuit.com



SAW Components

Data Sheet B4170

Data Sheet

A large, stylized, 3D-rendered graphic of the EPCOS logo. The letters "EPCOS" are rendered in a white, glowing, sans-serif font, appearing to be part of a larger, curved structure that resembles a globe or a stylized wave. The background is dark and textured.



SAW Components	B4170
Low-Loss Filter for Mobile Communication	1960,0 MHz

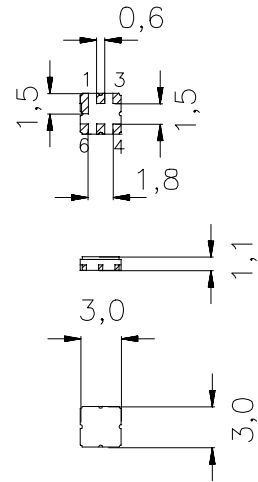
Preliminary Data



Ceramic package **DCC6D**

Features

- Low-loss RF filter for mobile telephone PCS systems, receive path
- Low amplitude ripple
- Usable passband 60 MHz
- Unbalanced to balanced operation
- Impedance transformation from 50 Ω to 200 Ω
- Package for **S**urface **M**ounted **T**echnology (**SMT**)
- Ceramic SMD package



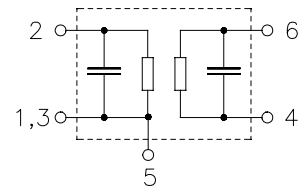
Terminals

- Gold-plated Ni

Dimensions in mm, approx. weight 0,037 g

Pin configuration

- 2 Input, unbalanced
- 4, 6 Output, balanced
- 1, 3 Input ground
- 1, 3, 5 To be grounded



Type	Ordering code	Marking and Package according to	Packing according to
B4170	B39202-B4170-U510	C61157-A7-A68	F61074-V8089-Z000

Electrostatic Sensitive Device (ESD)

Maximum ratings

Operating temperature range	T	-30 / +85	°C	
Storage temperature range	T_{stg}	-40 / +85	°C	
DC voltage	V_{DC}	5	V	
Input power max.	P_{IN}			source/load impedance 50Ω/200Ω
	1850,0 ... 1910,0 MHz	13	dBm	peak power of GSM signal duty cycle 1:8
	elsewhere	0	dBm	



SAW Components	B4170
Low-Loss Filter for Mobile Communication	1960,0 MHz

Preliminary Data



Characteristics

Operating temperature range: $T = +25 \pm 2 \text{ }^\circ\text{C}$
 Terminating source impedance: $Z_S = 50 \text{ } \Omega$
 Terminating load impedance: $Z_L = 200 \text{ } \Omega$ (balanced) || 15 nH

		min.	typ.	max.	
Center frequency	f_C	—	1960,0	—	MHz
Maximum insertion attenuation	α_{\max}	—	3,0	3,5	dB
1930,0 ... 1990,0 MHz					
Amplitude ripple (p-p)	$\Delta\alpha$	—	1,0	1,6	dB
1930,0 ... 1990,0 MHz					
Input VSWR		—	1,9	2,1	
1930,0 ... 1990,0 MHz					
Output VSWR		—	1,7	2,1	
1930,0 ... 1990,0 MHz					
Attenuation	α				
0,0 ... 1000,0 MHz		45	72	—	dB
1000,0 ... 1830,0 MHz		40	60	—	dB
1830,0 ... 1900,0 MHz		15	19	—	dB
1900,0 ... 1910,0 MHz		12	17	—	dB
2010,0 ... 2020,0 MHz		8	12	—	dB
2020,0 ... 2070,0 MHz		12	18	—	dB
2070,0 ... 2200,0 MHz		25	40	—	dB
2200,0 ... 2380,0 MHz		45	55	—	dB
2380,0 ... 4600,0 MHz		30	40	—	dB
4600,0 ... 6000,0 MHz		23	30	—	dB



SAW Components	B4170
Low-Loss Filter for Mobile Communication	1960,0 MHz

Preliminary Data



Characteristics

Operating temperature range: $T = +15$ to $+60$ °C
 Terminating source impedance: $Z_S = 50 \Omega$
 Terminating load impedance: $Z_L = 200 \Omega$ (balanced) || 15 nH

		min.	typ.	max.	
Center frequency	f_C	—	1960,0	—	MHz
Maximum insertion attenuation	α_{max}	—	3,0	3,8	dB
1930,0 ... 1990,0 MHz					
Amplitude ripple (p-p)	$\Delta\alpha$	—	1,0	1,9	dB
1930,0 ... 1990,0 MHz					
Input VSWR		—	1,9	2,1	
1930,0 ... 1990,0 MHz					
Output VSWR		—	1,7	2,1	
1930,0 ... 1990,0 MHz					
Attenuation	α				
0,0 ... 1000,0 MHz		45	72	—	dB
1000,0 ... 1830,0 MHz		40	60	—	dB
1830,0 ... 1900,0 MHz		15	19	—	dB
1900,0 ... 1910,0 MHz		8	16	—	dB
2010,0 ... 2020,0 MHz		7	10	—	dB
2020,0 ... 2070,0 MHz		12	17	—	dB
2070,0 ... 2200,0 MHz		25	40	—	dB
2200,0 ... 2380,0 MHz		45	55	—	dB
2380,0 ... 4600,0 MHz		30	40	—	dB
4600,0 ... 6000,0 MHz		23	30	—	dB



SAW Components	B4170
Low-Loss Filter for Mobile Communication	1960,0 MHz

Preliminary Data



Characteristics

Operating temperature range: $T = -10$ to $+80$ °C
 Terminating source impedance: $Z_S = 50 \Omega$
 Terminating load impedance: $Z_L = 200 \Omega$ (balanced) || 15 nH

		min.	typ.	max.	
Center frequency	f_C	—	1960,0	—	MHz
Maximum insertion attenuation	α_{max}	—	3,2	4,0	dB
1930,0 ... 1990,0 MHz					
Amplitude ripple (p-p)	$\Delta\alpha$	—	1,2	2,1	dB
1930,0 ... 1990,0 MHz					
Input VSWR		—	1,9	2,2	
1930,0 ... 1990,0 MHz					
Output VSWR		—	1,7	2,2	
1930,0 ... 1990,0 MHz					
Attenuation	α				
0,0 ... 1000,0 MHz		45	72	—	dB
1000,0 ... 1830,0 MHz		40	60	—	dB
1830,0 ... 1900,0 MHz		15	17	—	dB
1900,0 ... 1910,0 MHz		7	15	—	dB
2010,0 ... 2020,0 MHz		6	9	—	dB
2020,0 ... 2070,0 MHz		12	17	—	dB
2070,0 ... 2200,0 MHz		25	40	—	dB
2200,0 ... 2380,0 MHz		45	55	—	dB
2380,0 ... 4600,0 MHz		30	40	—	dB
4600,0 ... 6000,0 MHz		23	30	—	dB



SAW Components	B4170
Low-Loss Filter for Mobile Communication	1960,0 MHz

Preliminary Data



Characteristics

Operating temperature range: $T = -30$ to $+85$ °C
 Terminating source impedance: $Z_S = 50 \Omega$
 Terminating load impedance: $Z_L = 200 \Omega$ (balanced) || 15 nH

			min.	typ.	max.	
Center frequency	f_C		—	1960,0	—	MHz
Maximum insertion attenuation	α_{max}		—	3,3	4,5	dB
		1930,0 ... 1990,0 MHz				
Amplitude ripple (p-p)	$\Delta\alpha$		—	1,3	2,4	dB
		1930,0 ... 1990,0 MHz				
Input VSWR			—	1,9	2,2	
		1930,0 ... 1990,0 MHz				
Output VSWR			—	1,7	2,2	
		1930,0 ... 1990,0 MHz				
Attenuation	α					
		0,0 ... 1000,0 MHz	45	72	—	dB
		1000,0 ... 1830,0 MHz	40	60	—	dB
		1830,0 ... 1900,0 MHz	15	17	—	dB
		1900,0 ... 1910,0 MHz	7	15	—	dB
		2010,0 ... 2020,0 MHz	6	9	—	dB
		2020,0 ... 2070,0 MHz	12	17	—	dB
		2070,0 ... 2200,0 MHz	25	40	—	dB
		2200,0 ... 2380,0 MHz	45	55	—	dB
		2380,0 ... 4600,0 MHz	30	40	—	dB
		4600,0 ... 6000,0 MHz	23	30	—	dB

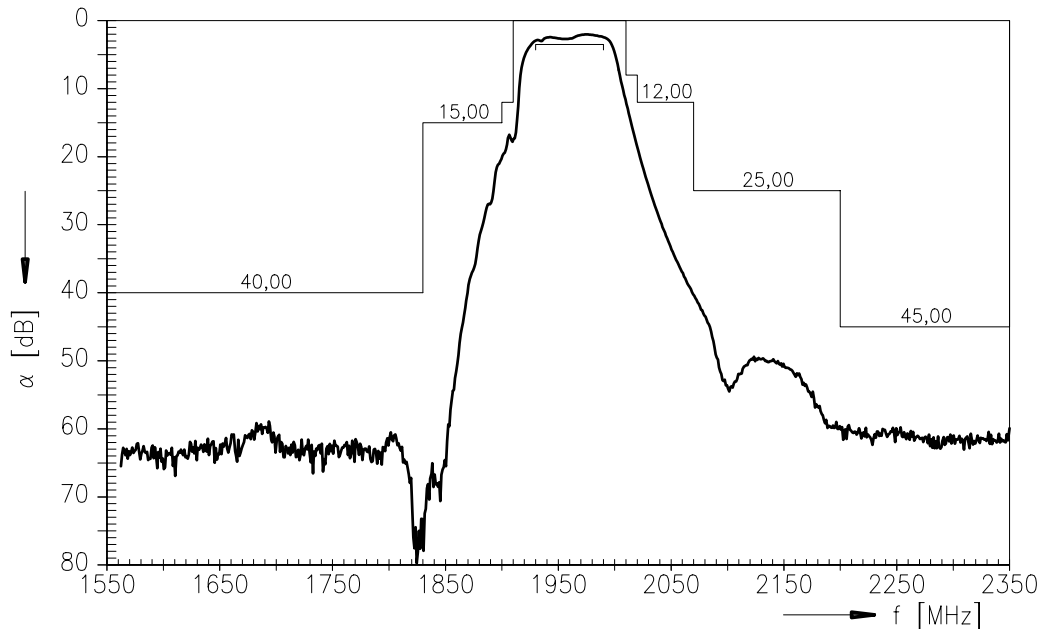


SAW Components	B4170
Low-Loss Filter for Mobile Communication	1960,0 MHz

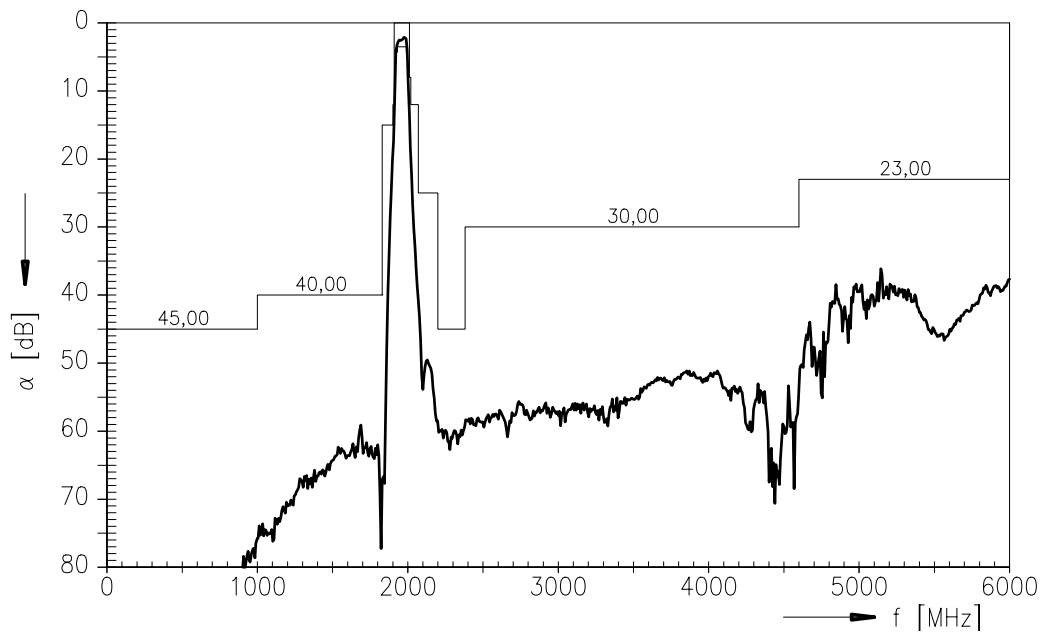
Preliminary Data



Transfer function (spec at 25 °C)



Transfer function (wide band):





SAW Components	B4170
Low-Loss Filter for Mobile Communication	1960,0 MHz
Preliminary Data	

Published by EPCOS AG
Surface Acoustic Wave Components Division, OFW E MF
P.O. Box 80 17 09, D-81617 München

© EPCOS AG 1999. All Rights Reserved.

As far as patents or other rights of third parties are concerned, liability is only assumed for components per se, not for applications, processes and circuits implemented within components or assemblies.

The information describes the type of component and shall not be considered as assured characteristics.

Terms of delivery and rights to change design reserved.

For questions on technology, prices and delivery please contact the sales offices of EPCOS AG or the international representatives.

Due to technical requirements components may contain dangerous substances. For information on the type in question please also contact one of our sales offices.