

Excellent Integrated System Limited

Stocking Distributor

Click to view price, real time Inventory, Delivery & Lifecycle Information:

[Eaton \(formerly Cooper Bussmann\)](#)
[UP0.4C-100-R](#)

For any questions, you can email us directly:

sales@integrated-circuit.com



UNI-PAC™ 0.4C
Low Cost, Low Profile
Power Inductors (Surface Mount)

Description

- Miniature size and rugged construction
- Designed for high shock environments
- Suited for IR and vapor reflow solder
- Frequency range 1kHz to 2MHz
- Ferrite core material



Applications

- Computer, pager and battery powered equipment

Environmental Data

- Storage temperature range: -40°C to +125°C
- Operating ambient temperature range: -40°C to +85°C range is application specific. Temperature rise is approximately 40°C at rated RMS current. Maximum operating temperature is 125°C including ambient.
- Solder reflow temperature: +260°C max. for 10 seconds max.

Packaging

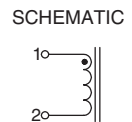
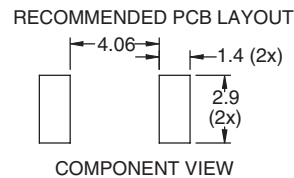
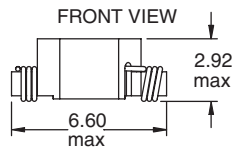
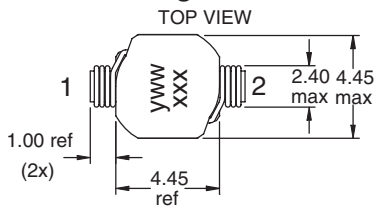
- Supplied in tape and reel packaging, 2,500 per reel

Part Number	Inductance μH (Rated)	OCL (1) $\mu\text{H} \pm 20\%$	I _{rms} (2) Amperes	I _{sat} (3) Amperes	DCR (4) Ohms (Max)
UP0.4C-1R0-R	1.0	1.16	2.88	3.33	0.030
UP0.4C-1R5-R	1.5	1.49	2.58	2.94	0.034
UP0.4C-2R2-R	2.2	2.27	2.15	2.38	0.050
UP0.4C-3R3-R	3.3	3.22	1.89	2.00	0.060
UP0.4C-4R7-R	4.7	4.95	1.55	1.61	0.088
UP0.4C-6R8-R	6.8	7.06	1.30	1.35	0.128
UP0.4C-100-R	10	9.53	1.16	1.16	0.156
UP0.4C-150-R	15	14.5	0.95	0.94	0.250
UP0.4C-220-R	22	21.8	0.76	0.77	0.360
UP0.4C-270-R	27	27.5	0.69	0.68	0.480
UP0.4C-330-R	33	32.2	0.64	0.63	0.560
UP0.4C-390-R	39	39.0	0.59	0.57	0.650
UP0.4C-470-R	47	46.5	0.53	0.53	0.820
UP0.4C-680-R	68	68.2	0.45	0.43	1.10
UP0.4C-101-R	100	102.5	0.37	0.35	1.58

1) Open Circuit Inductance Test Parameters: 100kHz, 0.250 Vrms, 0.0 Adc
 2) RMS current, delta temp. of 40°C ambient temperature of 85°C

3) Peak current for approximately 30% roll-off @ 20°C
 4) Values @ 20°C

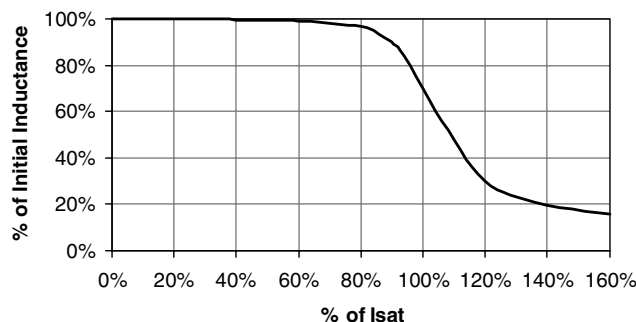
Mechanical Diagrams



Dimensions in Millimeters.

yww = Date Code xxx = Inductance value per family chart

Inductance Characteristics





UNI-PAC™ 0.4C
Low Cost, Low Profile
Power Inductors (Surface Mount)



PM-4107 3/07

© Cooper Electronic
Technologies 2007

Visit us on the Web at www.cooperbussmann.com

1225 Broken Sound Pkwy. Suite F Boca Raton, FL 33487

Tel: +1-561-998-4100 Toll Free: +1-888-414-2645 Fax: +1-561-241-6640

This bulletin is intended to present product design solutions and technical information that will help the end user with design applications. Cooper Electronic Technologies reserves the right, without notice, to change design or construction of any products and to discontinue or limit distribution of any products. Cooper Electronic Technologies also reserves the right to change or update, without notice, any technical information contained in this bulletin. Once a product has been selected, it should be tested by the user in all possible applications.

Life Support Policy: Cooper Electronic Technologies does not authorize the use of any of its products for use in life support devices or systems without the express written approval of an officer of the Company. Life support systems are devices which support or sustain life, and whose failure to perform, when properly used in accordance with instructions for use provided in the labeling, can be reasonably expected to result in significant injury to the user.