

Excellent Integrated System Limited

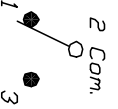
Stocking Distributor

Click to view price, real time Inventory, Delivery & Lifecycle Information:

[E-Switch](#)
[400AWMSP1R1BLKM6QE](#)

For any questions, you can email us directly:

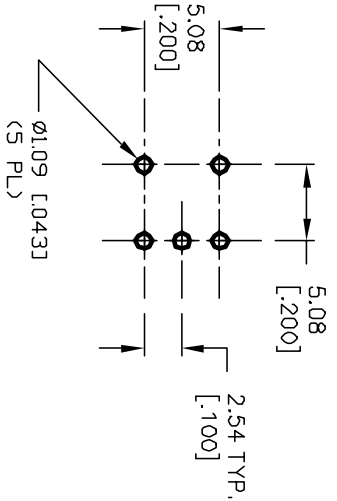
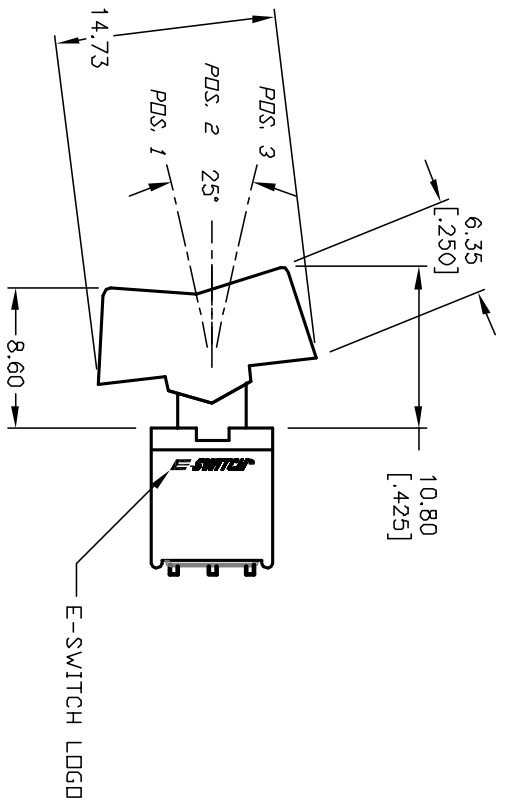
sales@integrated-circuit.com



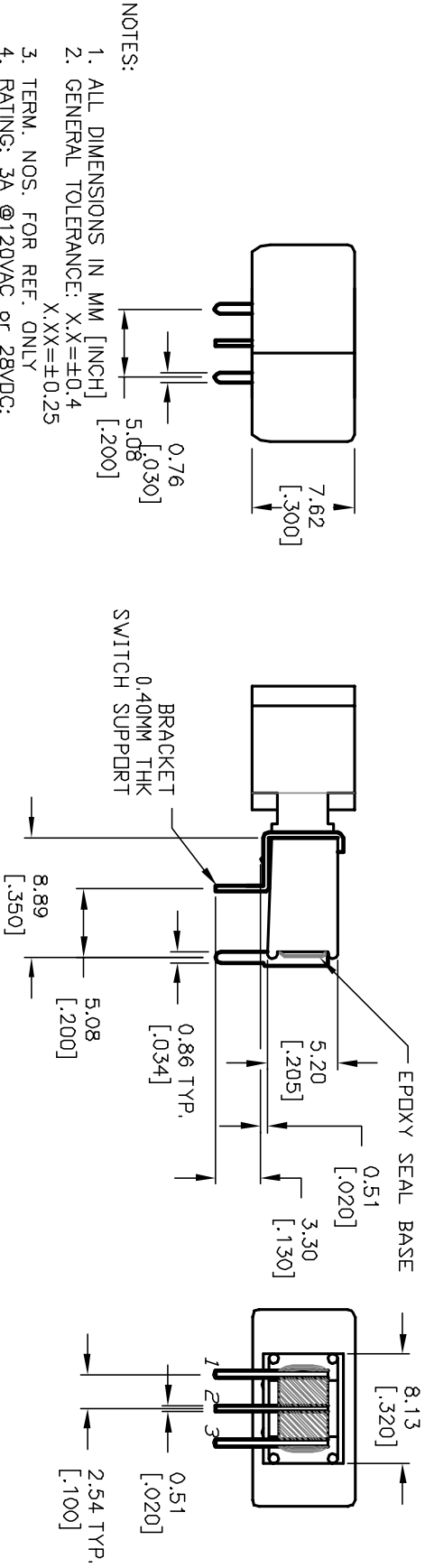
CIRCUIT: SPDT

CONTACT CONFIGURATION

SWITCH FUNCTION		
POS. 1	POS. 2	POS. 3
DN	NONE	DN
2-3	OPEN	2-1



RECOMMENDED P.C.B. LAYOUT



NOTES:

1. ALL DIMENSIONS IN MM [INCH]
2. GENERAL TOLERANCE: X.XX=±0.4 X.XX=±0.25
3. TERM. NOS. FOR REF. ONLY
4. RATING: 3A @120VAC or 28VDC; 1A @250VAC.
5. FIXED TERMINAL/MOVING CONTACT MATERIAL: COPPER ALLOY w/Silver plate.
6. ELECTRIC LIFE: 30,000 make-and-break cycles at full load.
7. INSULATION RESISTANCE: 1,000 M ohm min.
8. DIELECTRIC STRENGTH: 1,000 V RMS @sea level.
9. OPERATING TEMP. -30°C to +85°C
10. ▲ DESIGNATE MAJOR FEATURE
- ▲11. ACTUATOR: NYLON, BLACK STD.

B	12664	REVISED NOTE 4	12/26/02	CJB
A	12401	RELEASED	10/17/02	CJB

REV.	ECN No.	DESCRIPTION	DATE	CHKD

THE INFORMATION CONTAINED IN THIS DOCUMENT IS PROPRIETARY TO E-SWITCH AND IS NOT TO BE COPIED OR TRANSMITTED

E-SWITCH®

TITLE	400A WMSP-1 R1 BLK M6 QE	DATE	10/17/02	DR	CJB	DWG	T403110	REV	B
SCALE	2:1								