

## Excellent Integrated System Limited

Stocking Distributor

Click to view price, real time Inventory, Delivery & Lifecycle Information:

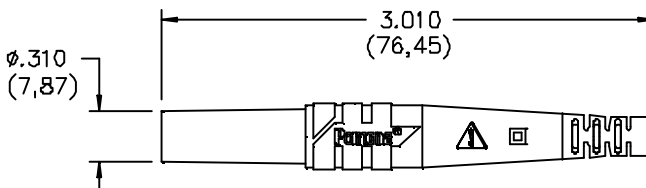
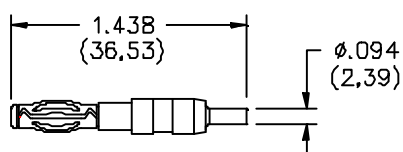
[Pomona Electronics](#)  
[6383-0](#)

For any questions, you can email us directly:

[sales@integrated-circuit.com](mailto:sales@integrated-circuit.com)

Pomona®

**Model 6383**  
**Banana Plug, User Installed**  
**(18-22 AWG)**



**FEATURES:**

- Attaches to your wire with commonly available crimp tools or by soldering.
- Can be used on stranded wire from 18 to 22 AWG with an insulation diameter from 0.060" to 0.150".
- Provides safe and secure connections to 4mm shrouded banana jacks recessed for shrouded plugs.
- Compatible with most digital multimeters from Fluke, Wavetek, Agilent, Amprobe, Greenlee and others.
- Will comply with IEC1010 CAT II, 300V when properly assembled.

**MATERIALS:**

Banana Plug: Nickel plated Brass and Beryllium Copper.

Insulation: Santoprene® (Thermoplastic Elastomer).

**RATINGS:**

Operating Voltage: 300V Max. (Hand Held); 1,500V Max. (Non-Hand Held)

Current: 5 Amperes 20-22 AWG, 15 Amperes 18 AWG

Operating Temperature: -20°F to 275°F (-29°C to 135°C)

Storage: -40°F to 302°F (-40°C to 150°C)

**ORDERING INFORMATION:** Model 6383-(\*).

\* = Color, (-0) Black, (-2) Red, (10 per package). (-02) 1 of each color.

All dimensions are in inches. Tolerances (except noted): .xx = ±.02" (.51 mm), .xxx = ±.005" (.127 mm).

All specifications are to the latest revisions. Specifications are subject to change without notice.

Registered trademarks are the property of their respective companies. Made in USA

Pomona®

**Model 6383**  
**Banana Plug, User Installed**  
**(18-22 AWG)**

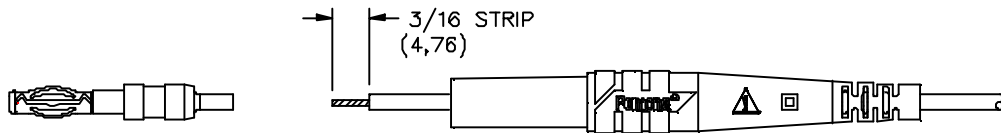


FIG. 1



FIG. 2

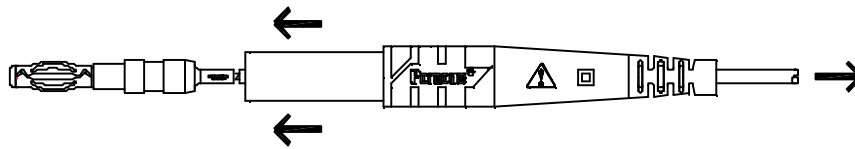


FIG. 3

**FIGURE #1**

- A. Slide plastic housing over wire.
- B. Place stripped wire (18, 20, or 22 AWG) end into terminal hole.

**FIGURE #2**

- C. Crimp terminal using a bare-terminal style crimper. Retention force of joint should exceed 12 pounds to assure no damage occurs to joint when housing is snapped into place.

**FIGURE #3**

- D. Slide housing over plug and pull on wire until snap engages.

All dimensions are in inches. Tolerances (except noted): .xx = ±.02" (.51 mm), .xxx = ±.005" (.127 mm).

All specifications are to the latest revisions. Specifications are subject to change without notice.

Registered trademarks are the property of their respective companies. Made in USA