

Excellent Integrated System Limited

Stocking Distributor

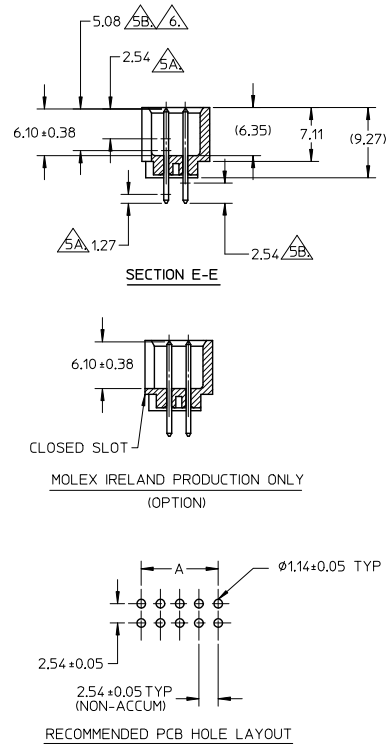
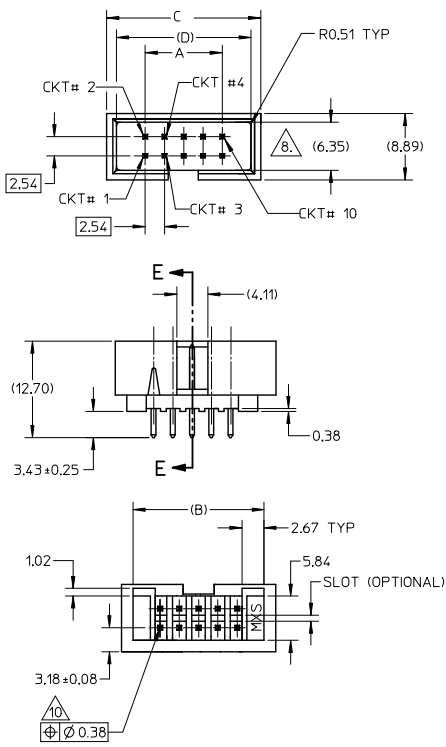
Click to view price, real time Inventory, Delivery & Lifecycle Information:

[Molex Connector Corporation](#)
[70246-2401](#)

For any questions, you can email us directly:

sales@integrated-circuit.com

10 9 8 7 6 5 4 3 2 1



- NOTES:
- PIN PUSHOUT FORCE (.9072KG)/2LBS MIN.
 - PIN SOLDERABILITY PER MOLEX SPEC. ES-152.
 - PRODUCT SPEC: PS-70246-100 APPLIES.
 - WAFER TO BE FLAT WITHIN .003 MM/MM.
 - DIMENSIONS FOR PLATING LOCATION:
 - △5A MEASURE POINT FOR THICKNESS
 - △5B MINIMUM COVERAGE
 - △6 GOLD END OF PIN UNLESS OVERALL PLATED.
 - FINISH:
 - 571 : 15 MICRO INCHES MIN GOLD PLATE ON CONTACT AND 75 MICRO INCHES MIN TIN PLATE ON SOLDERTAIL BOTH OVER 50 MICRO INCHES MIN NICKEL OVERALL.
 - 574 : 30 MICRO INCHES MIN GOLD PLATE ON CONTACT AND 75 MICRO INCHES MIN TIN PLATE ON SOLDERTAIL BOTH OVER 50 MICRO INCHES MIN NICKEL OVERALL.
 - 544 : 5 MICRO INCHES MIN GOLD PLATE ON CONTACT AND 75 MICRO INCHES MIN TIN PLATE ON SOLDERTAIL BOTH OVER 50 MICRO INCHES MIN NICKEL OVERALL.
 - 573 : 20 MICRO INCHES MIN GOLD PLATE ON CONTACT AND 100 MICRO INCHES MIN TIN PLATE ON SOLDERTAIL BOTH OVER 50 MICRO INCHES MIN NICKEL OVERALL.
 - DIM AT THE CENTRE OF THE SHROUDED WALL SHALL BE 5.91MM MIN. THIS SPEC IS VALID FOR ALL CKT SIZE.
 - MATERIAL:
 - HSG: GLASS FILLED PBT, UL94V-0, COLOUR BLACK
 - PIN: 0.64MM SQ. PIN PHOSPHOR BRONZE.
 - SOLDERTAIL POSITIONAL TOLERANCE SHALL BE GAUGED.

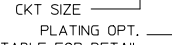
UPDATE NOTE #3. EC NO: S2013-0029 DRAWN/ISSUE: 2012/07/20 CHKD:SKANG 2012/08/06 APPR:HLONG 2012/10/08	QUALITY SYMBOLS	GENERAL TOLERANCES (UNLESS SPECIFIED)		DIMENSION STYLE		SCALE	DESIGN UNITS	THIRD ANGLE PROJECTION	
	▽=0	mm	INCH	MM ONLY		NTS	METRIC	◎ □	
	▽=0	4 PLACES ± --- ± ---	3 PLACES ± --- ± ---	DRAWN BY	DATE	TITLE			
		2 PLACES ± 0.20 ± ---	1 PLACE ± --- ± ---	CHECKED BY	DATE	C-GRID, SHROUDED HEADER (SLOTTED W/O STANDOFFS)			
	ANGULAR ± 3 °	DRAFT WHERE APPLICABLE MUST REMAIN WITHIN DIMENSIONS		APPROVED BY	DATE	MATERIAL NO.		DOCUMENT NO.	
J6	REV	SEE TABLE		ALANB	1987/09/18	MOLEX INCORPORATED		SHEET NO.	
		INCORPORATED AND SHOULD NOT BE USED WITHOUT WRITTEN PERMISSION				SDA-70246-**20-25_39-41		1 OF 2	

9 8 7 6 5 4 3 2 1

	10	9		8		7	6	5	4	3	2	1
	PART NUMBER	CKT SIZE	VOID CKT	DIM A	DIM B	DIM C	DIM D	VOID CKT. ONLY APPLY TO PLATING CODE				
F	70246-08**	08	-	7.62	14.73	17.78	15.24					
F	70246-10**	10	-	10.16	17.27	20.32	17.78					
F	70246-12**	12	-	12.70	19.81	22.86	20.32					
F	70246-14**	14	-	15.24	22.35	25.40	22.86					
F	70246-16**	16	-	17.78	24.89	27.94	25.40					
F	70246-20**	20	-	22.86	29.97	33.02	30.48					
F	70246-24**	24	-	27.94	35.05	38.10	35.56					
F	70246-26**	26	-	30.48	37.59	40.64	38.10					
E	70246-30**	30	-	35.56	42.67	45.72	43.18					
E	70246-34**	34	-	40.64	47.75	50.80	48.26					
E	70246-40**	40	-	48.26	55.37	58.42	55.88					
E	70246-44**	44	-	53.34	60.45	63.50	60.96					
E	70246-50**	50	-	60.96	68.07	71.12	68.58					
D	70246-1003	10	10	10.16	17.27	20.32	17.78	571				

LEGEND:

70246 - * * * * *



SEE TABLE FOR DETAIL

△	PART NUMBER	PLATING OPTION
	70246-***01	571
	70246-***02	574
	70246-***04	544

UPDATE NOTE #3. EC NO: S2013-0029 DRAWN BY: JENNIFER CHKD: SKANG APPR: HLONG J6	2012/07/20 2012/08/06 2012/10/08	QUALITY SYMBOLS ▽=0 ▽=0	GENERAL TOLERANCES (UNLESS SPECIFIED)		DIMENSION STYLE MM ONLY		SCALE NTS	DESIGN UNITS METRIC	THIRD ANGLE PROJECTION	
			4 PLACES ± --- ± --- 3 PLACES ± --- ± --- 2 PLACES ± 0.20 ± --- 1 PLACE ± --- ± --- ANGULAR ± 3 °	mm INCH	DRAWN BY JENNIFER DATE 1987/09/18	CHECKED BY RWONG DATE 1987/09/18	TITLE C-GRID, SHROUDED HEADER (SLOTTED W/O STANDOFFS)		APPROVED BY ALANB DATE 1987/09/18	MOLEX INCORPORATED
DRAFT WHERE APPLICABLE MUST REMAIN WITHIN DIMENSIONS			MATERIAL NO. SEE TABLE		DOCUMENT NO. SDA-70246-***20-25_39-41		SHEET NO. 2 OF 2		THIS DRAWING CONTAINS INFORMATION THAT IS PROPRIETARY TO MOLEX INCORPORATED AND SHOULD NOT BE USED WITHOUT WRITTEN PERMISSION	